



# Fokker Dr.3

The Red Baron's triplane



Instrucciones paso a paso | Step-by-step instructions  
Notice de montage pas-à-pas | Schritt-für-Schritt-Anleitung  
Stap-voor-stap instructies | Istruzioni passo passo  
пошаговая инструкция сборки





0

*Introducción - Presentation - Introduction - Einleitung - Inleiding*

# Fokker Dr.I

*The Red Baron's triplane*



2







# Fokker Dr.3

The Red Baron's triplane

3

Leyenda / Legend / Légende / Legende / Istruzioni / Инструкция

0



VER VIDEO  
WATCH VIDEO  
VOIR VIDEO  
VIDEO ANSEHEN  
ZIE VIDEO  
VEDERE IL VIDEO  
СМОТРЕТЬ ВИДЕО



REPETER  
REPEAT  
REPETER  
REPETER  
WIEDERHOLEN  
HERHALEN  
RIPTERE  
ПОБТОПНТЬ



REPETER SIMETRICAMENTE  
REPEAT SYMMETRICALLY  
REPETER SYMETRIQUEMENT  
WIEDERHOLEN SIE SYMMETRISCH  
HERHALEN SYMMETRISCH  
RIPTERE SIMMETRICAMENTE  
ПОБТОПНТЬ СИММЕТРИЧНО



CORTAR  
CUT  
COUPER  
SCHNIEDEN  
BINLIJEN  
TAGLIARE  
ОТРЕЗАТЬ



TALADRAR  
DRILL  
BEND  
PERCER  
BOHREN  
BOREN  
TRAANARE  
ПРОСВЕРЛИТЬ



DOBLAR  
BEND  
PLIER  
BIEGEN  
VLIJEN  
PIEGARE  
СГНТЬ



PEGAR  
GLUE  
COLLER  
KLEBEN  
KLEVEN  
COLLA  
ПРИКЛЕИТЬ



NO PEGAR  
DO NOT GLUE  
NE PAS COLLER  
NICHT KLEBEN  
NIET LIJEN  
NON INCOLLARE  
НЕ ПРИКЛЕИВАТЬ



SUJETAR CON CINTA ADHESIVA  
HOLD WITH ADHESIVE TAPE  
FIXER A LAIDE DE RUBAN ADHESIF  
MIT KLEBBAND BEFESTIGEN  
MET PLUGBAND VASTZETTEN



ENMASILLAR  
APPLY PUTTY  
CALFEUTER  
SPACHTEL VERWENDEN  
VULLIDDEL AANBRENGEN  
APPLICARE STUCCO  
ЗАУЛИЖИВАТЬ



MARCAR A LA PZ  
MARK WITH A PENCIL  
MARQUER AU CRAYON  
MIT BLEISTIFT MARKIEREN  
MARKEREN MET BEEN POTLOOD  
SEGNARE CON UNA MATTA  
ОТМЕТИТЬ КАРАНДАШОМ



PINTAR  
PAINT  
PENCER  
FARBE  
SCHILDEREN  
DIPINGERE  
ПОКРАСИТЬ



ANUDAR  
KNOT  
FAIRE UN NOEUD  
KNOTEN  
MAAK EEN KNOOP  
ANNODARE  
ЗАВЯЗЫВАТЬ



ENKEDAR UN HILO SOBRE OTRO  
TWIST ONE THREAD WITH THE  
OTHER  
ENTRELAZER UN FIL SUR L'AUTRE  
FADEN VERZAMMELN  
THEE DRADEN IN ELKAAR DRAAIEN  
INTERCADERE I FJADEN  
СВЯЗЫВАТЬ ДВЕ НИТКИ



TENSAR HILO LIGERAMENTE  
STRETCH THREAD SLIGHTLY  
TENDRE LÉGEREMENT LE FIL  
FADEN LEICHT SPANNEN  
DE DRAAD ENIGZINS SPANNEN



BAÑNIZAR  
VARNISH  
VERNIR  
LACK  
LAKKEN  
VERNICIARE  
ПОКРЫТЬ ЛАКОМ



CALCA  
DECAL  
DECALCOMANIE  
ABZIEHBILD  
STICKER  
DECALCOMANIE  
ДЕКОЛЬ



LIMAR  
SAND  
PONCER  
SCHLEIFEN  
ZAND  
SCARTAVETRAIRE  
ЛИМОВАТЬ



ATENCIÓN - WARNING - PRÉCAUTION - WARNUNG -  
WAARSCHUWING - ATTENZIONE - BIRIMAHNE -

Las piezas de recorte quíntico en este kit son muy afiladas por lo que recomendamos el uso de pinzas para su manejo y extremar precaución para evitar riesgo de lesiones.

The photo etched parts in this kit are very sharp, please, be very careful when you work with them, for this task we recommend using tweezers in order to avoid injury risk.

Les pièces en photo-découpe ont des arêtes qui peuvent être coupantes et/ou dangereuses. Nous vous recommandons d'utiliser des pinces pendant leur maniement.

Die fotografieren Teile in diesem Kit sind sehr scharf, bitte seien Sie sehr vorsichtig, wenn Sie mit ihnen arbeiten. für diese Aufgabe empfehlen wir die Verwendung von Pinzetten, um Verletzungsrisiken zu vermeiden.

De foto-gedite onderdelen in deze kit zijn zeer scherp, wees daarbij voorzichtig wanneer u met hen werkt. Voor deze taak raden we aan om tweezers te gebruiken om letsel te vermijden.

Le parti in FOTONCISONE sono molto taglienti, fare attenzione quando si maneggiano, utilizzare pinzette per evitare il rischio di lesioni.

Atenção: As peças foto-gravadas neste kit são muito afiadas, por isso, tenha muito cuidado ao manipulá-las com elas, para esta tarefa recomendamos o uso de pinças para evitar riscos de lesões.

Фототравленные детали в этом наборе очень острые, пожалуйста, будьте с ними предельно осторожны, чтобы избежать травм и избежать всякого риска повреждения неосторожностью.



1





Elementos del cockpit / Parts of the cockpit / Cockpit / Partie Cabine Pilotaggio / Оснастка кокпита

# Fokker Dr.I

The Red Baron's triplane



4








# Fokker Dr.3


The Red Baron's triplane

Elementos del cockpit / Parts of the cockpit / Cockpit/ Teile des Cockpits / Onderdelen van de cockpit / Parti Cabina Pilotaggio / Оснастка кокпита


1



5



6



8



7



8




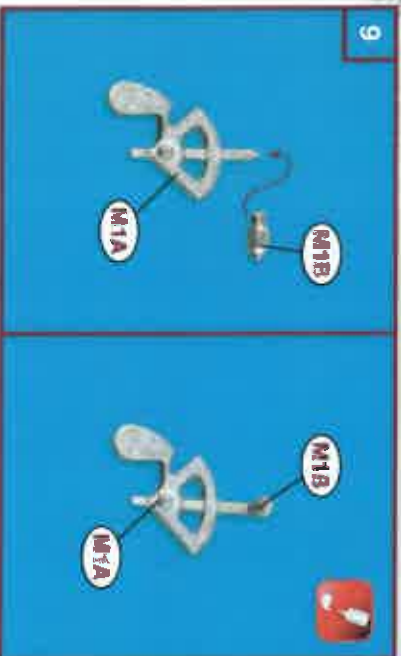


# Fokker Dr.3

The Red Baron's triplane

1

Elementos del cockpit / Parts of the cockpit / Cockpit / Teile des Cockpits / Onderdelen van de cockpit / Part Cabina Pilotaggio / Оснастка кокапта







# Fokker Dr.3

The Red Baron's triplane

1

Elementos del cockpit / Parts of the cockpit / Cockpit / Teile des Cockpits / Onderdelen van de cockpit / Parti Cabine Pilotaggio / Оснастка кокпита



7

14



15



16



#1


17




18



19



20








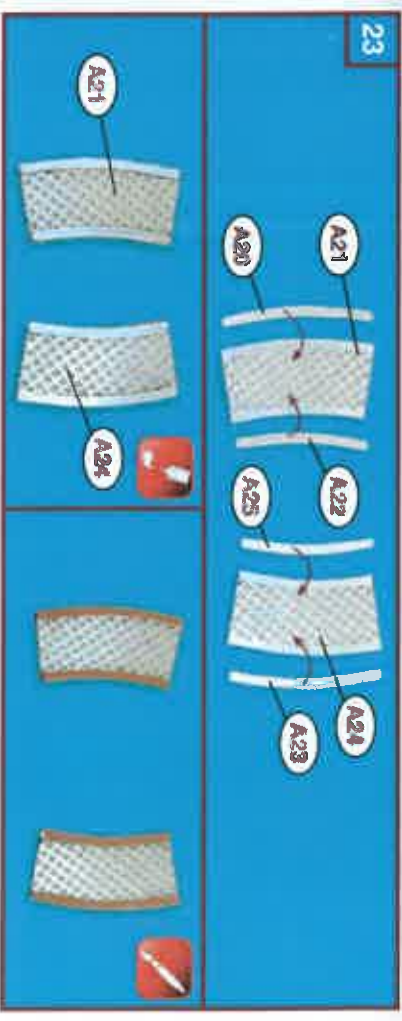

# Fokker Dr.I

The Red Baron's triplane



1

Elementos del cockpit / Parts of the cockpit / Cockpitu / Partie Cabine Pilotaggio / Оснастка кокпита  
cockpit / Parti Cabine Pilotaggio / Оснастка кокпита







# Fokker Dr.I

The Red Baron's triplane

1

Elementos del cockpit / Parts of the cockpit / Cockpit/ Teile des Cockpits / Onderdelen van de cockpit / Partì Cabina Pilotaggio / Оснастка кокпита

26

MB

G2

MB

G2

MB

G2

MB

G2

MB

G2

MB

G2

27

A25

L

A25

L

A25

L

A25

L

A25

L

A25

L

28

A25

C1

A25

C1

A25

C1

A25

C1

A25

C1

A25

C1



1

Elementos del cockpit / Parts of the cockpit / Cockpit/ Teile des Cockpits / Onderdelen van de cockpit / Partì Cabina Pilotaaggio / Оснастка кабинта

# Fokker Dr.I

The Red Baron's triplane




10

29



30






31



32



33







1





Elementos del cockpit / Parts of the cockpit / Cockpit/ Teile des Cockpits / Onderdelen van de cockpit / Parti Cabina Pilotaggio / Оснастка кокпита

# Fokker Dr.1

The Red Baron's triplane



11





# Fokker Dr.I

The Red Baron's triplane




12




1

Elementos del cockpit / Parts of the cockpit / Cockpit / Telle des Cockpits / Onderdelen van de cockpit / Part Cabina Pilotaggio / Оснастка кокапта

38



FS 37718



R





# Fokker Dr.I

The Red Baron's triplane

Montaje estructura fuselaje / Structure assembly / Strukturaufbau / Structuur montage / Montage structure du fuselage / Montaggio della struttura/ Монтаж структуры фюзеляжа



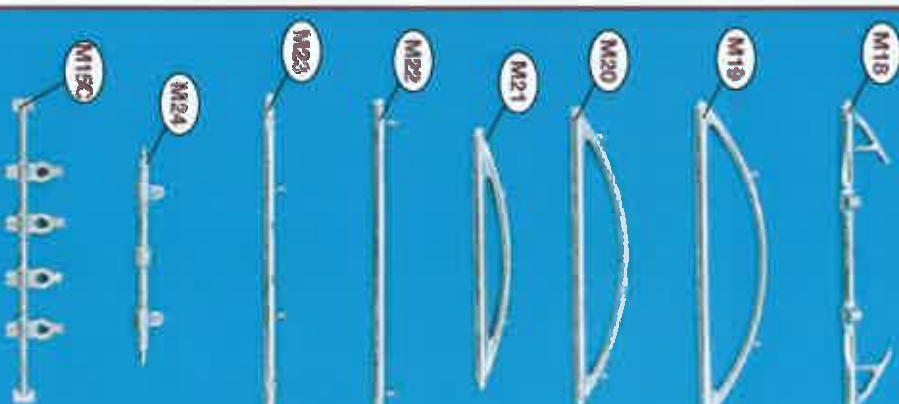
13

39



#3

40





# Fokker Dr.3

The Red Baron's triplane



14

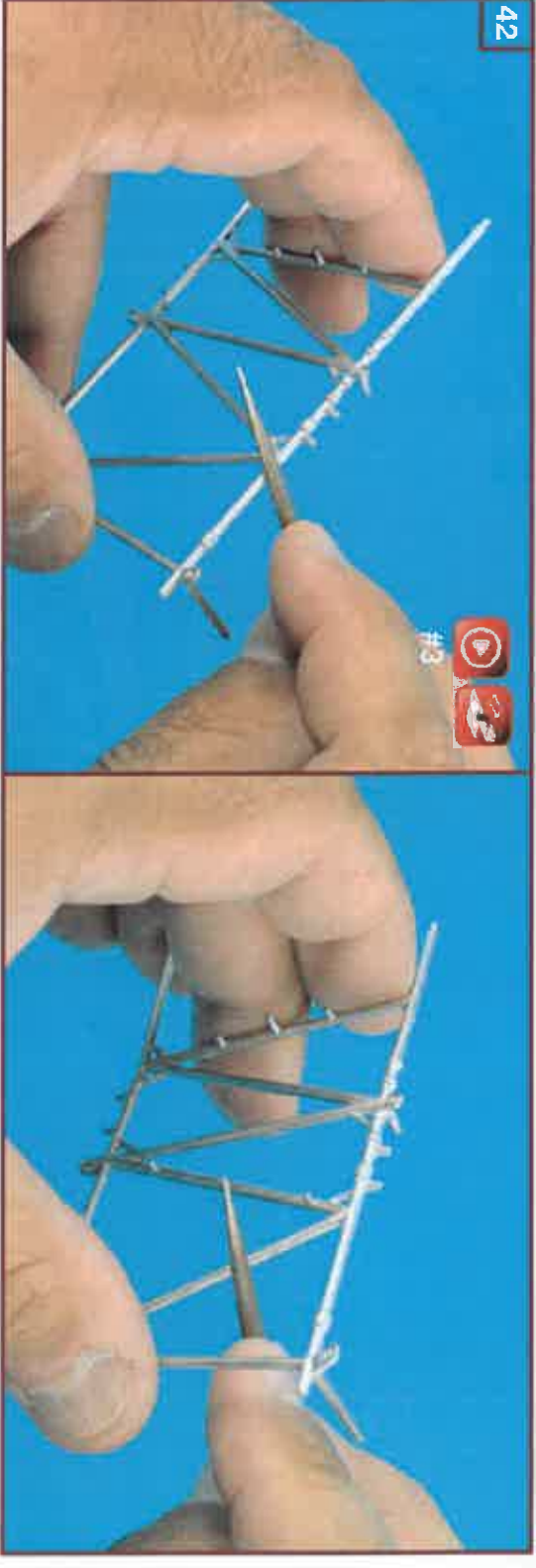
2

Montaje estructura fuselaje / Structure assembly / Struktur Aufbau / Struttur  
 montage / Montage structure du fuselage / Montaggio della struttura/ Монтаж  
 структуры фюзеляжа


41



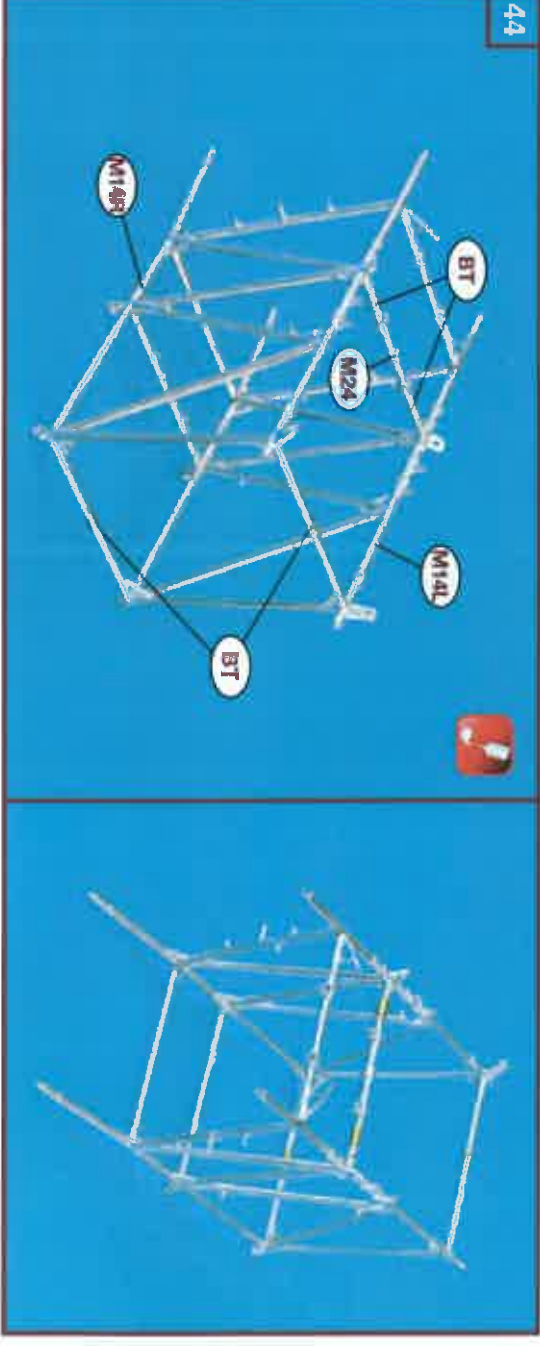
42



43



44







# Fokker Dr.3

The Red Baron's triplane



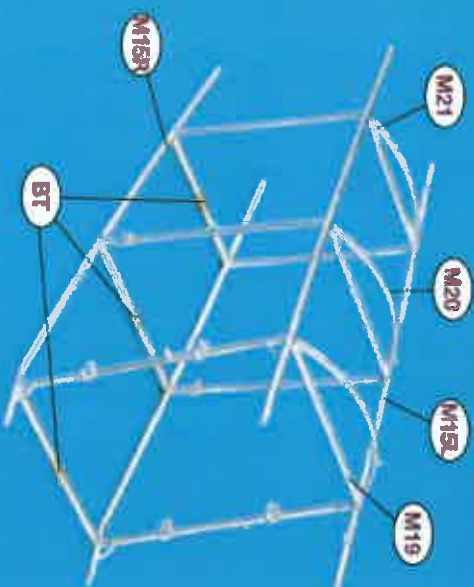
15




2

Montaje estructura fuselaje / Structure assembly / Strukturaufbau / Structuur montage / Montage structure du fuselage / Montaggio della struttura/ Монтаж структуры фюзеляжа

45



46





# Fokker Dr.1

The Red Baron's triplane




16



2

Montaje estructura fuselaje / Structure assembly / Strukturaufbau / Structur  
montage / Montage structure du fuselage / Montaggio della struttura/ Монтаж  
структуры фюзеляжа

47







# Fokker Dr.I

The Red Baron's triplane



17

2

Montaje estructura fuselaje / Structure assembly / Struktur Aufbau / Structuur montage / Montage structure du fuselage / Montaggio della struttura/ Монтаж структуры фюзеляжа


48



49



50





# **Фоккер Dr.I** *The Red Baron's triplane*

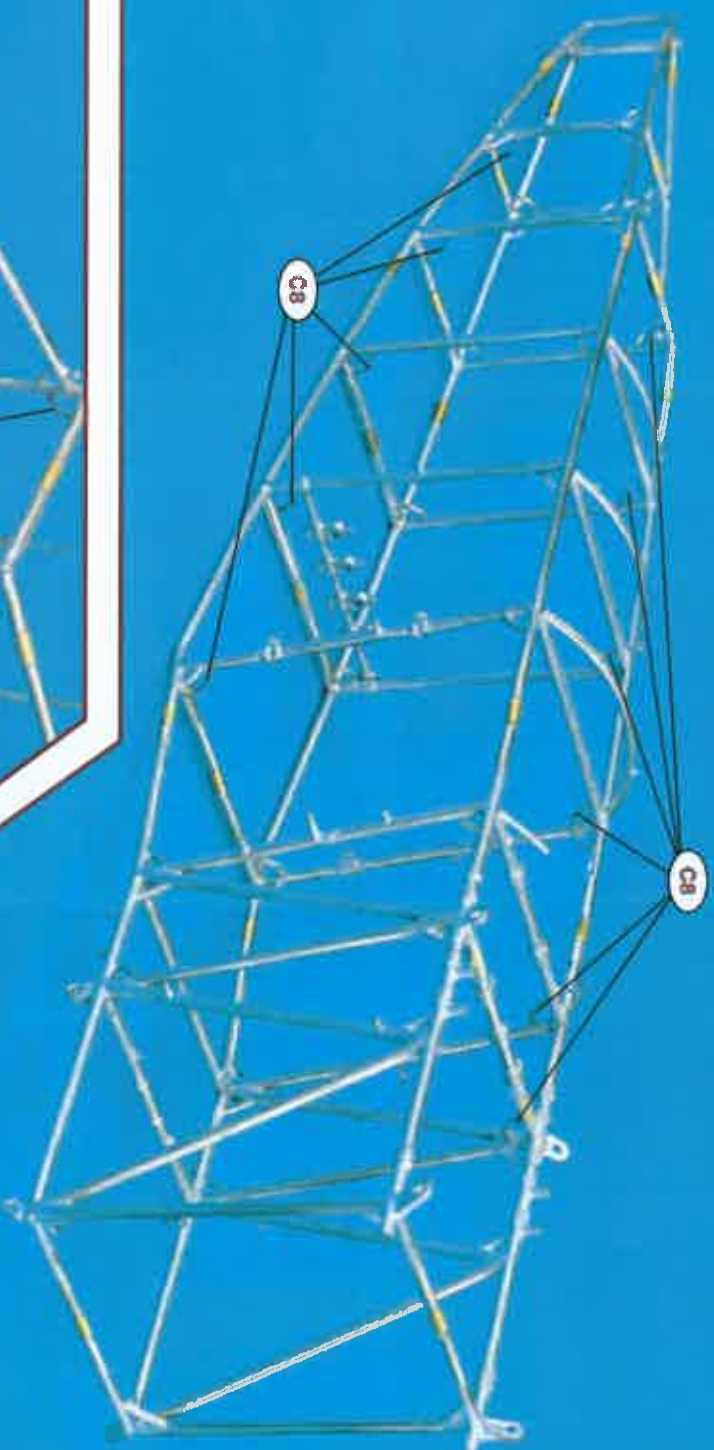
**2**

Montaje estructura fuselaje / Structure assembly / Struktur Aufbau / Struktur  
 montage / Montage structure du fuselage / Montaggio della struttura/ Монтаж  
 структуры фюзеляжа




**18**

**51**



**52**







# Fokker Dr.I

The Red Baron's triplane

2

Montaje estructura fuselaje / Structure assembly / Strukturaufbau / Structuur  
montage / Montage structure du fuselage / Montaggio della struttura / Монтаж  
структуры фюзеляжа




19

53



54





# Fokker Dr.I

The Red Baron's triplane




20



2

Montaje estructura fuselaje / Structure assembly / Struktur Aufbau / Structuur montage / Montage structure du fuselage / Montaggio della struttura/ Монтаж структуры фюзеляжа

55



56







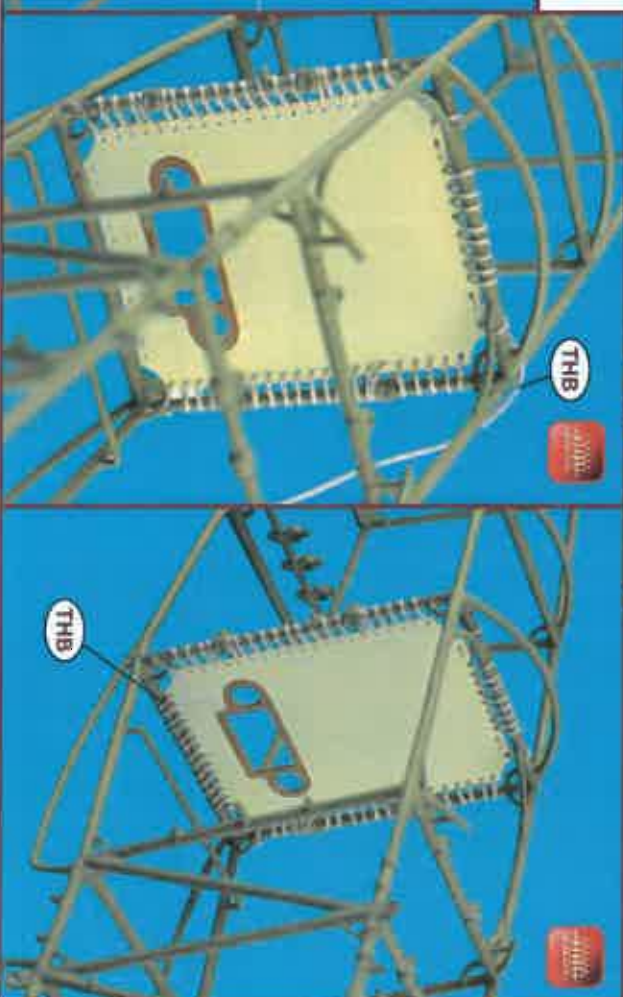
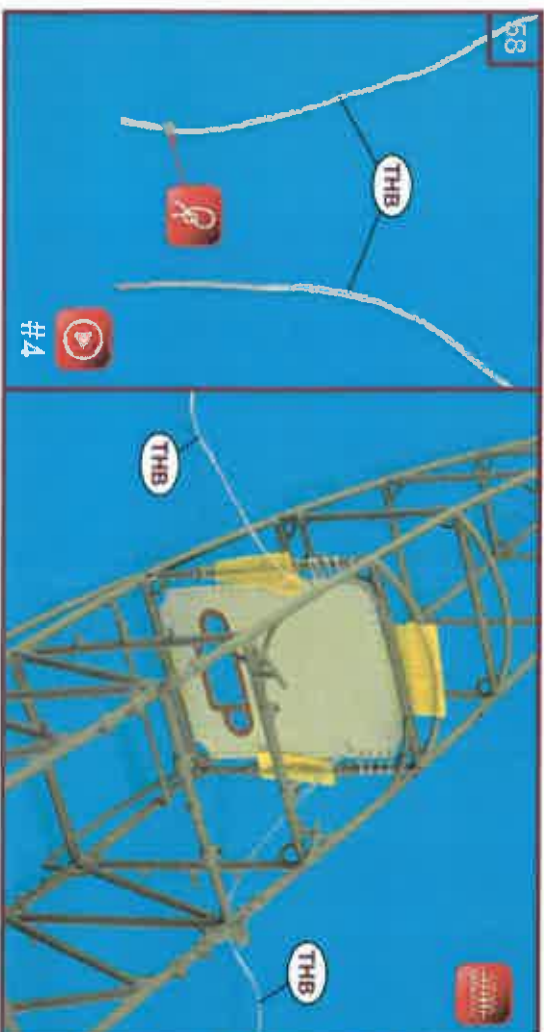
# Fokker Dr.I

The Red Baron's triplane

Montaje interior fuselaje / Internal structure assembly / Montage intérieur du fuselage / Innenaufbau / Interne structure montage / Монтаж внутренних частей фюзеляжа



21








3

Montaje interior fuselaje / Internal structure assembly / Montage intérieur du fuselage / Innenaufbau / Interne structuur montage / Montaggio della struttura interna / Монтаж внутренних частей фюзеляжа

59



60







# Fokker Dr.3

The Red Baron's triplane




23

3

Montaje interior fuselaje / Internal structure assembly / Montage intérieur du fuselage / Innenaufbau / Interne structuur montage / Montaggio della struttura interna / Монтаж внутренних частей фюзеляжа

61



62







# Fokker Dr.3

The Red Baron's triplane

Montaje interior fuselaje / Internal structure assembly / Montage intérieur du fuselage / Innenaufbau / Interne structuur montage / Montaggio della struttura interna / Монтаж внутренних частей фюзеляжа







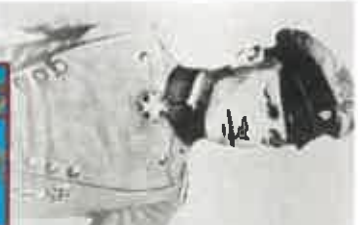
# Fokker Dr.I

The Red Baron's triplane

Montage interior fuselage / Internal structure assembly / Montage intérieur du fuselage / Innenaufbau / Interne structuur montage / Montaggio della struttura interna / Монтаж внутренних частей фюзеляжа



25



3



66



67








# Fokker Dr.3

The Red Baron's triplane

26

3

Montaje interior fuselaje / Internal structure assembly / Montage intérieur du fuselage / Innenaufbau / Interne structuur montage / Montaggio della struttura interna / Монтаж внутренних частей фюзеляжа



68



69



70







3

# Fokker Dr.3

The Red Baron's triplane

Montaje interior fuselaje / Internal structure assembly / Montage intérieur du fuselage / Innenaufbau / Interne structuur montage / Montaggio della struttura interna / Монтаж внутренних частей фюзеляжа



27

71





# Fokker Dr.I


The Red Baron's triplane

3

Montaje interior fuselaje / Internal structure assembly / Montage intérieur du fuselage / Innenaufbau / Interne structuur montage / Montaggio della struttura interna / Монтаж внутренних частей фюзеляжа



28







# Fokker Dr.3


The Red Baron's triplane

3

Montaje interior fuselaje / Internal structure assembly / Montage intérieur du fuselage / Innenaufbau / Interne structuur montage / Montaggio della struttura interna / Монтаж внутренних частей фюзеляжа



29







3

Montaje interior fuselaje / Internal structure assembly / Montage intérieur du fuselage / Innenaufbau / Interne structuur montage / Montaggio della struttura interna / Монтаж внутренних частей фюзеляжа

74

С-18

С-18



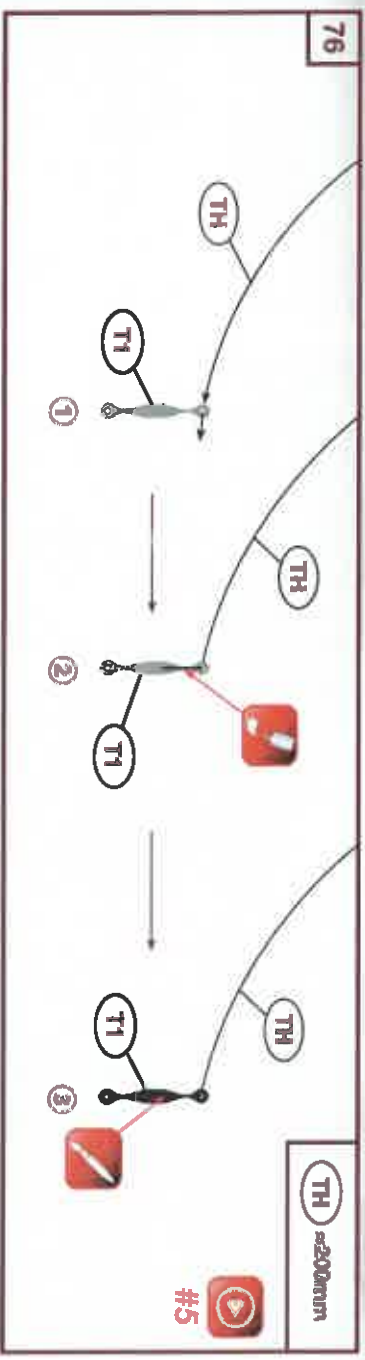


# Fokker Dr.I


The Red Baron's triplane

Montaje interior fuselaje / Internal structure assembly / Montage intérieur du fuselage / Innenaufbau / Interne structuur montage / Montaggio della struttura interna / Монтаж внутренних частей фюзеляжа


3



75



77






# Fokker Dr.3

The Red Baron's triplane

3

Montaje interior fuselaje / Internal structure assembly / Montage intérieur du fuselage / Innenaufbau / Interne structuur montage / Montage della struttura interna / Монтаж внутренних частей фюзеляжа




79



80



81



82





# Fokker Dr.I

*The Red Baron's triplane*



33

3

Montaje interior fuselaje / Internal structure assembly / Montage intérieur du fuselage / Innenaufbau / Interne structuur montage / Montaggio della struttura interna / Монтаж внутренних частей фюзеляжа

83



R

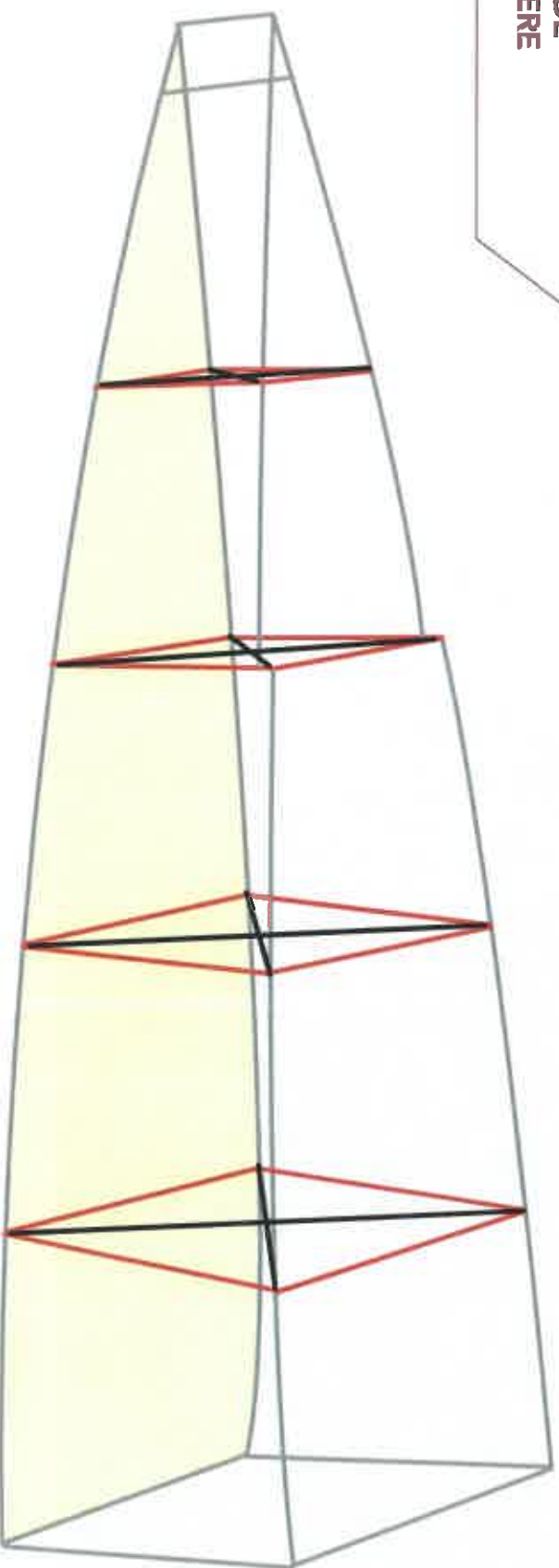


# Fokker Dr.I

The Red Baron's triplane

Montage interior fuselage / Internal structure assembly / Montage intérieur du fuselage / Innenaufbau / Interne structuur montage / Montaggio della struttura interna / Монтаж внутренних частей фюзеляжа

INTERIOR  
INTÉRIEUR  
INSIDE  
INNERE







# Fokker Dr.I

The Red Baron's triplane



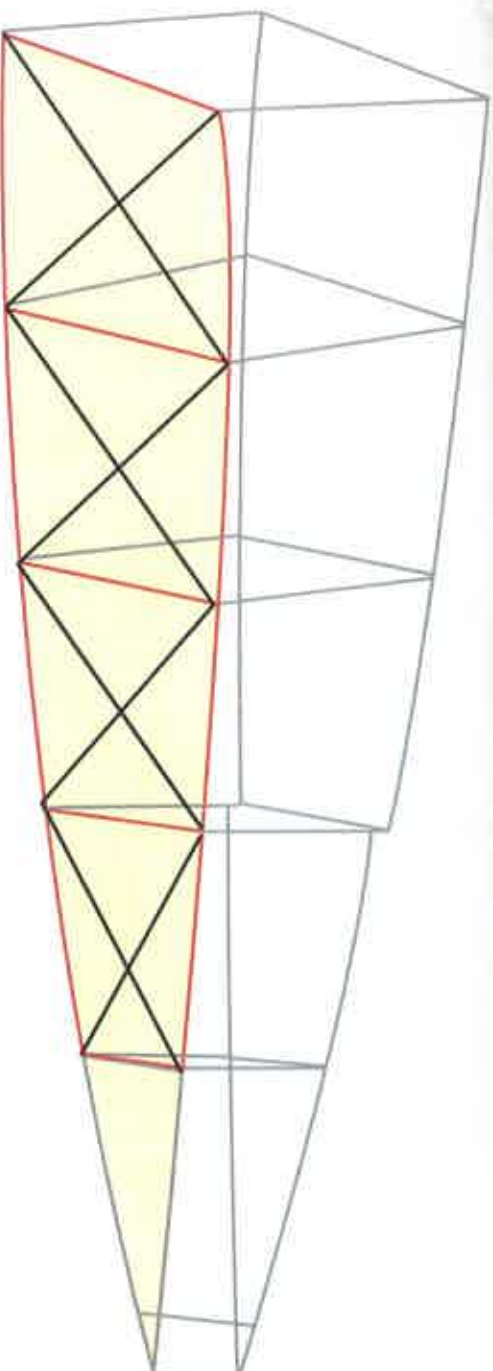
35



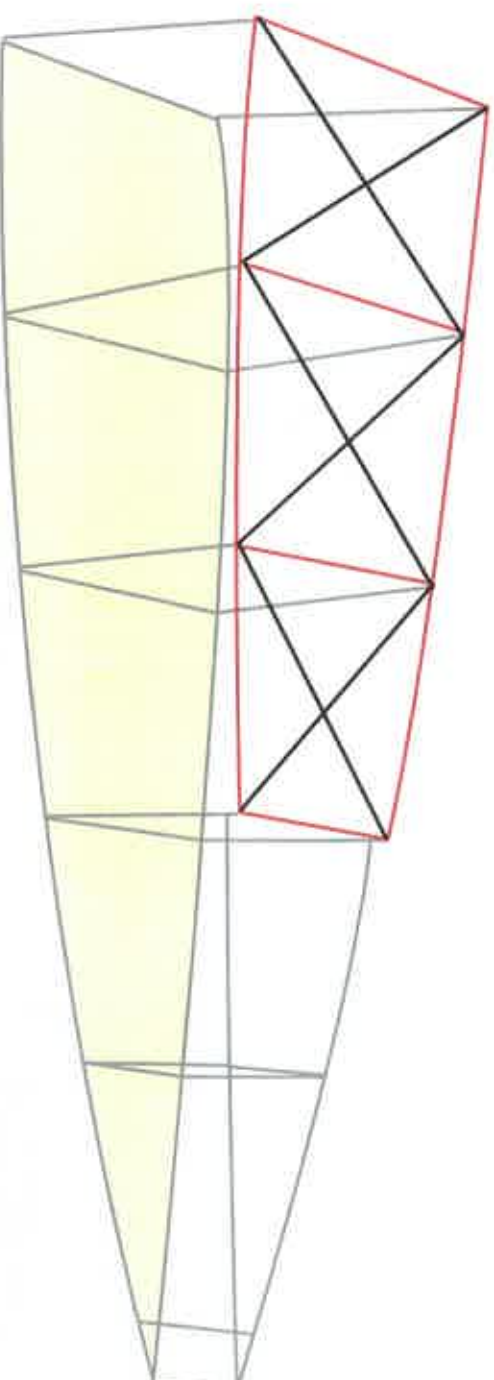
85

3

Montaje interior fuselaje / Internal structure assembly / Montage intérieur du fuselage / Innenaufbau / Interne structuur montage / Montaggio della struttura interna / Монтаж внутренних частей фюзеляжа



PARTIE INFÉRIOR  
PARTIE INFÉRIEURE  
BOTTOM SIDE  
UNTERSEITE



PARTIE SUPERIOR  
PARTIE SUPÉRIEURE  
TOP SIDE  
OBERSEITE



# Зоккер Dr.3

The Red Baron's triplane



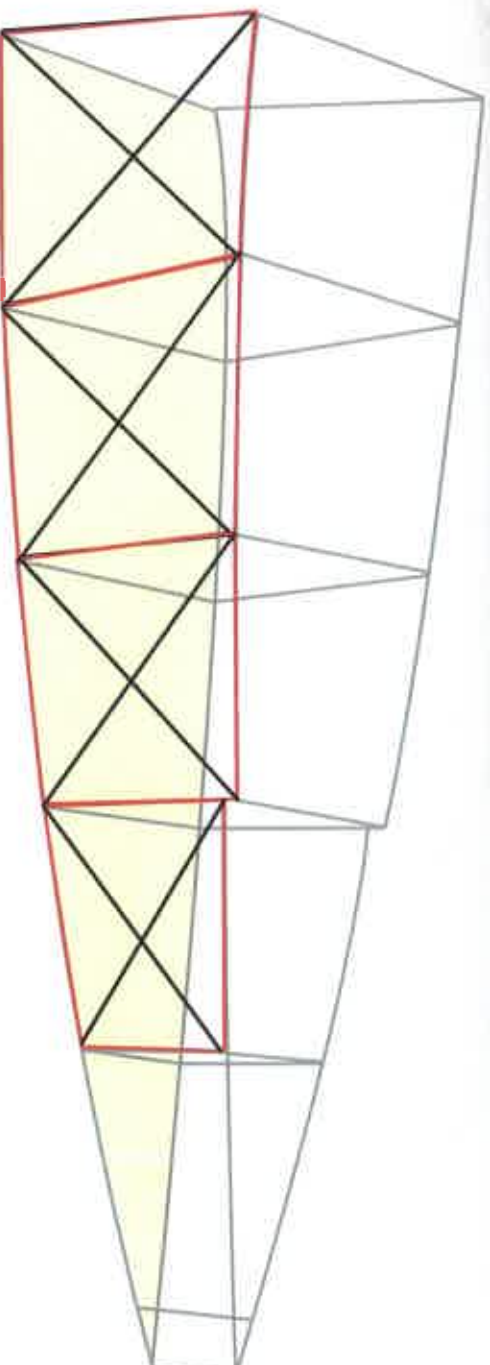
86

3

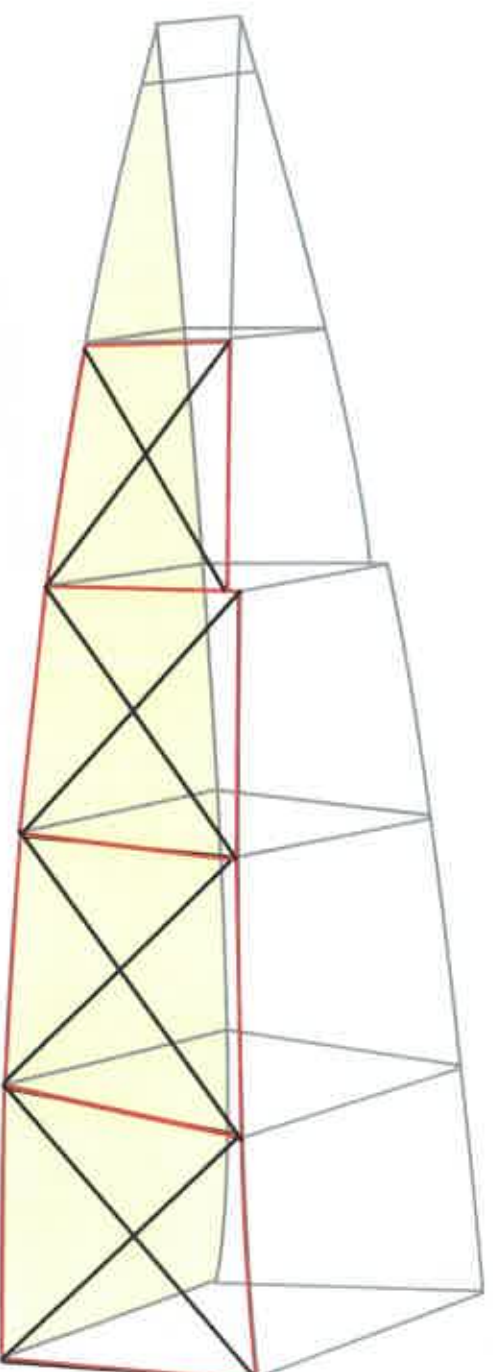
Montaje interior fuselaje / Internal structure assembly / Montage intérieur du fuselage / Innenaufbau / Interne structuur montage / Montage della struttura interna / Монтаж внутренних частей фюзеляжа



36



DERECHA  
DROITE  
RIGHT  
RECHTE SEITE



IZQUIERDA  
GAUCHE  
LEFT  
LINKE SEITE





# Fokker Dr.3

The Red Baron's triplane

Montaje interior fuselaje / Internal structure assembly / Montage intérieur du fuselage / Innenaufbau / Interne structuur montage / Montaggio della struttura interna / Монтаж внутренних частей фюзеляжа

3



37

87

R





4

Piano de cola / Tailplane / Empennage / Leitwerk / Staartvlak / Piano di Coda /  
Хвостовое оперение самолета

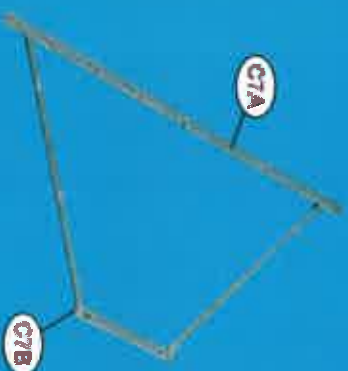
# Fokker Dr.I

The Red Baron's triplane




38

88



89







# Fokker Dr.I

The Red Baron's triplane



39

4

Piano de cola / Tailplane / Empennage / Leitwerk / Startvlak / Piano di Coda /  
Хвостовое оперение самолета

90



91



92



FS 34226





# Fokker Dr.I

The Red Baron's triplane




40

4

Piano de cola / Tailplane / Empennage / Leitwerk / Staartvlak / Piano di Coda /  
Хвостовое оперение самолета

93



Бамбук  $\varnothing 2$  mm

130 mm

B12

B12

94



B4

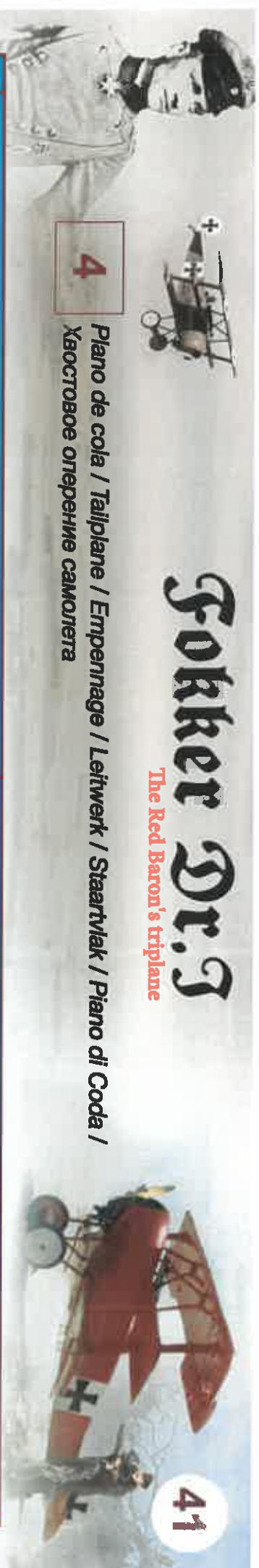
B5



B4






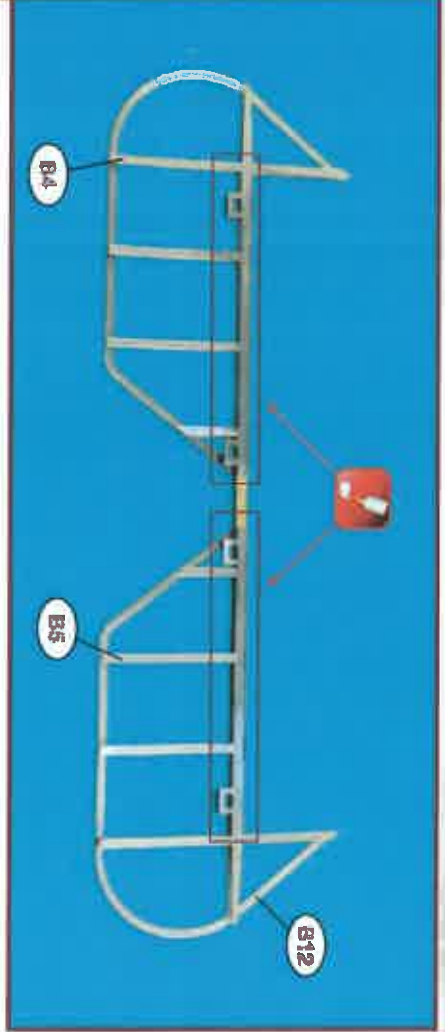
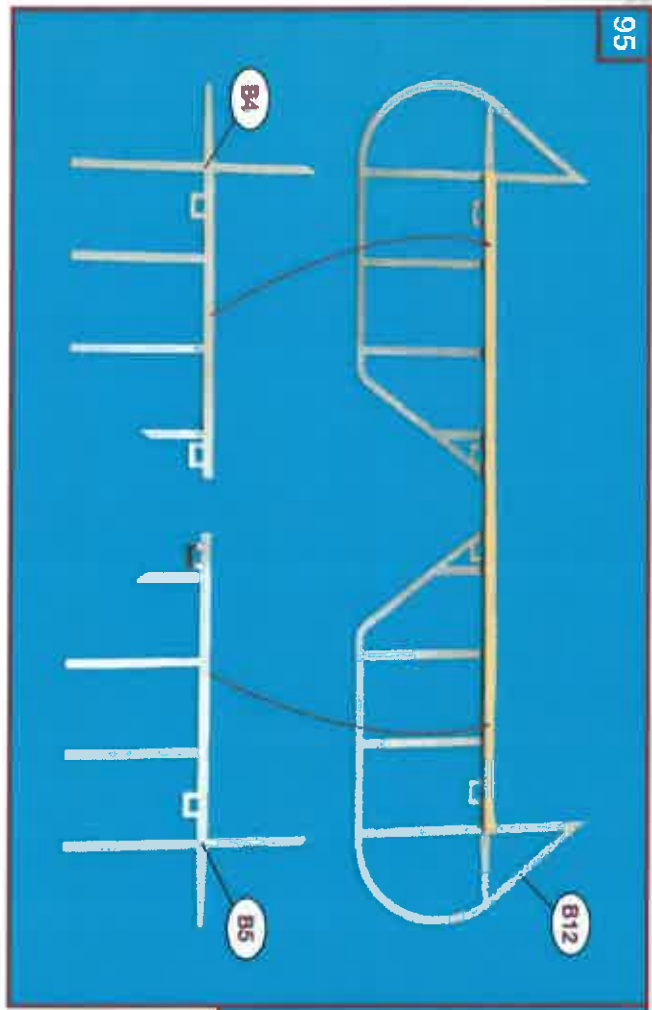


# Fokker Dr.I

The Red Baron's triplane

4

Piano de cola / Tailplane / Empennage / Leitwerk / Staartvlak / Piano di Coda /  
Хвостовое оперение самолета





# Fokker Dr.3

The Red Baron's triplane



42



4

Piano de cola / Tailplane / Empennage / Leitwerk / Staartvlak / Piano di Coda /  
Хвостовое оперение самолета



97



98





# Fokker Dr.3

The Red Baron's triplane

43

4

Piano de cola / Tailplane / Empennage / Leitwerk / Staatvlak / Piano di Coda /  
Хвостовое оперение самолета




99


FS 34226



101



100



102






# Fokker Dr.I

The Red Baron's triplane

4

Piano de cola / Tailplane / Empennage / Leitwerk / Staartvlak / Piano di Coda /  
Хвостовое оперение самолета

103



103







# Fokker Dr.3

The Red Baron's triplane

45

4

Piano de cola / Tailplane / Empennage / Leitwerk / Staartvlak / Piano di Coda /  
Хвостовое оперение самолета

104





# Fokker Dr.I


The Red Baron's triplane

4

Piano de cola / Tailplane / Empennage / Leitwerk / Staatvlak / Piano di Coda /  
Хвостовое оперение самолета



105



106





# Fokker Dr.3


The Red Baron's triplane



4

Piano de cola / Tailplane / Empennage / Leitwerk / Staatvlak / Piano di Coda /  
Хвостовое оперение самолета

107



47



# Fokker Dr.I

The Red Baron's triplane




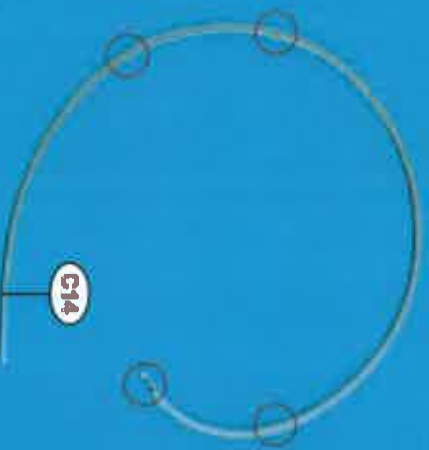

5

Timón de dirección / Rudder / Gouverne de direction / Ruder / Roer / Timone /  
Рывь





48

108



109







# Fokker Dr.I

The Red Baron's triplane




5

Timón de dirección / Rudder / Gouverne de direction / Ruder / Roer / Timone /  
Pyllb

49

110



111



112



113



FS 34226

FS 34226



# Fokker Dr.I

The Red Baron's triplane





5

Timón de dirección / Rudder / Gouverne de direction / Ruder / Roer / Timone / Руль



50








5

Timón de dirección / Rudder / Gouverne de direction / Ruder / Roer / Timone /  
Руль

118





# Fokker Dr.I

The Red Baron's triplane




6

Cargadores, depósitos de casquillos / Machine guns chargers and magazines / Chargeurs des mitrailleuses / Maschinen-Gewehr, Ladegeräte und Magazin / Maschinengewehraders en magazijnen / Carcadores per mitraillettes / Машины пулеметов и прямики для отстреляных гильз




52

119



120







# Fokker Dr.3

The Red Baron's triplane



6

Cartridges, deposits of casquillos / Machine guns chargers and magazines / Chargeurs des mitrailleuses /  
 Maschinen-Gewehr, Ladegeräte und Magazin / Maschinengewehraders en magazijnen / Cartridges per  
 пулягладтсе / Магазины пулеметов и приемники для отстрелянных гильз



53

121



MS1B



MS1



122



MS1






# Зоккер Др.3

The Red Baron's triplane

6

Cargadores, depósitos de casquillos / Machine guns chargers and magazines / Chargeurs des mitrailleuses /  
Maschinen-Gewehr, Ladegeräte und Magazin / Machinegeweerladers en magazijnen / Caricatore per  
mitragliatrice / Магазины пулеметов и прочанники для отстральных гильз

123







# Fokker Dr.I

The Red Baron's triplane

6

Cargadores, depósitos de casquillos / Machine guns chargers and magazines / Chargeurs des mitrailleuses /  
Maschinen-Gewehr, Ladegartel und Magazin / Machinegeweerleders en magazijnen / Caricatore per  
mitragliastre / Машинны пулеметов и приемники для отстрелянных гильз



55

124



M31






6

Склады, депозitos de casquillos / Machine guns chargers and magazines / Chargeurs des mitrailleuses /  
 Maschinen-Gewehr, Ladegeräte und Magazine / Machinegewehraders en magazijnen / Carcassate per  
 mitragliatrice / Магazines, пулеметов и променники для отстрелных гильз

125





# Fokker Dr.I

The Red Baron's triplane


Mamparo posterior motor / Engine's bulkhead / Cloison du moteur/ Motorschott  
/ Motorschott / La paratia del motore / Перегородка отделяющая мотор от  
кабины пилота

7


126



127




128



128



129



# Fokker Dr.I

The Red Baron's triplane

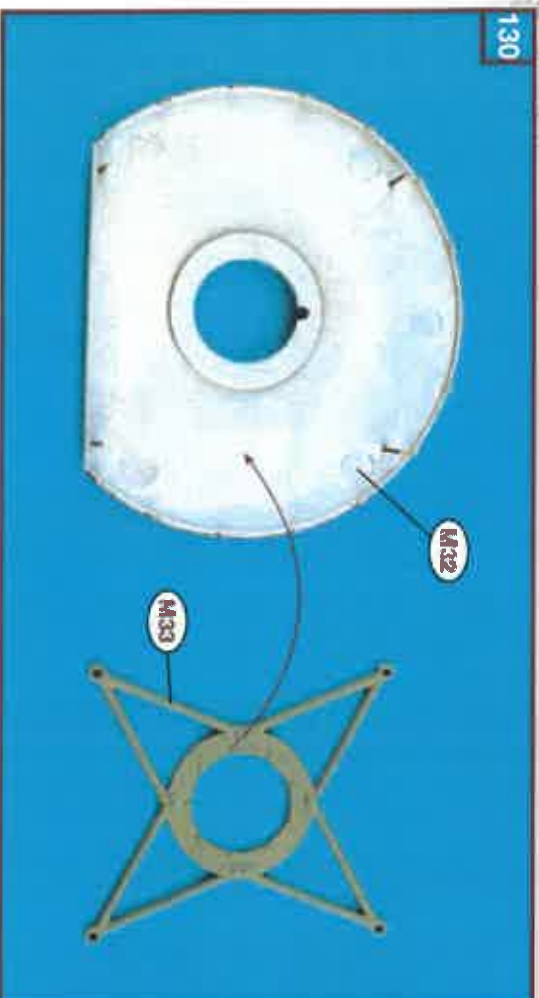


7

Mamparo posterior motor / Engine's bulkhead / Cloison du moteur/ Motorschott  
/ Motorschott / La paratia del motore / Лепероподка отделяющая мотор от  
кабины пилота




130



132

131



132







7

Мампаро posterior motor / Engine's bulkhead / Cloison du moteur/ Motorschott  
/ Motorschot / La paratia del motore / Перегородка отделяющая мотор от  
кабины пилота

The Red Baron's triplane

# Fokker Dr.I



59

133

FS 34224

M35

M36

M35

M36

134

M35






# Fokker Dr.I

The Red Baron's triplane

7

Mamparo posterior motor / Engine's bulkhead / Cloison du moteur / Motorschott  
/ Motorschot / La paratia del motore / Перегородка отделяющая мотор от  
кабины пилота








# Зоккер Др.3

The Red Baron's triplane

Mamparo posterior motor / Engine's bulkhead / Cloison du moteur/ Motorschott / Motorschott / La paratia del motore / Перегородка отделяющая мотор от кабины пилота

7

136





8

Depósito de combustible / Fuel tank / Réservoir de combustible / Treibstofftank /  
Benzinetank / Serbatoio del carburante / Bak für Propeller

# Fokker Dr.3

The Red Baron's triplane



62

137

M38A



M38B



M38S



138

M38



139



M38



140

M39



x2



P2

M40



141

M38



M39

M40

M39







# Fokker Dr.I

The Red Baron's triplane

8


Depósito de combustible / Fuel tank / Réservoir de combustible / Treibstofftank /  
Benzinetank / Serpatoto del carburante / Бак для топлива




63



137



137






# Fokker Dr.I

The Red Baron's triplane

8

Depósito de combustible / Fuel tank / Réservoir de combustible / Treibstofftank /  
Benzinetank / Serbatoio del carburante / Бак для топлива







# Fokker Dr.3

The Red Baron's triplane

65

9

Paneles laterales / Side panels / Паннеaux latéraux / Seitenleiste / Zijpanelen /  
Pannelli laterali / Боковые панели




146



#6


148



147



#6



PRO TIP  
Artesania Lsdina  
Ref. 27322





# Fokker Dr.I

The Red Baron's triplane




66

9

Paneles laterales / Side panels / Panneaux latéraux / Seitenleiste / Zijpanelen /  
Pannelli laterali / Бокковые панели

149



A10

150



A11



A10



A11





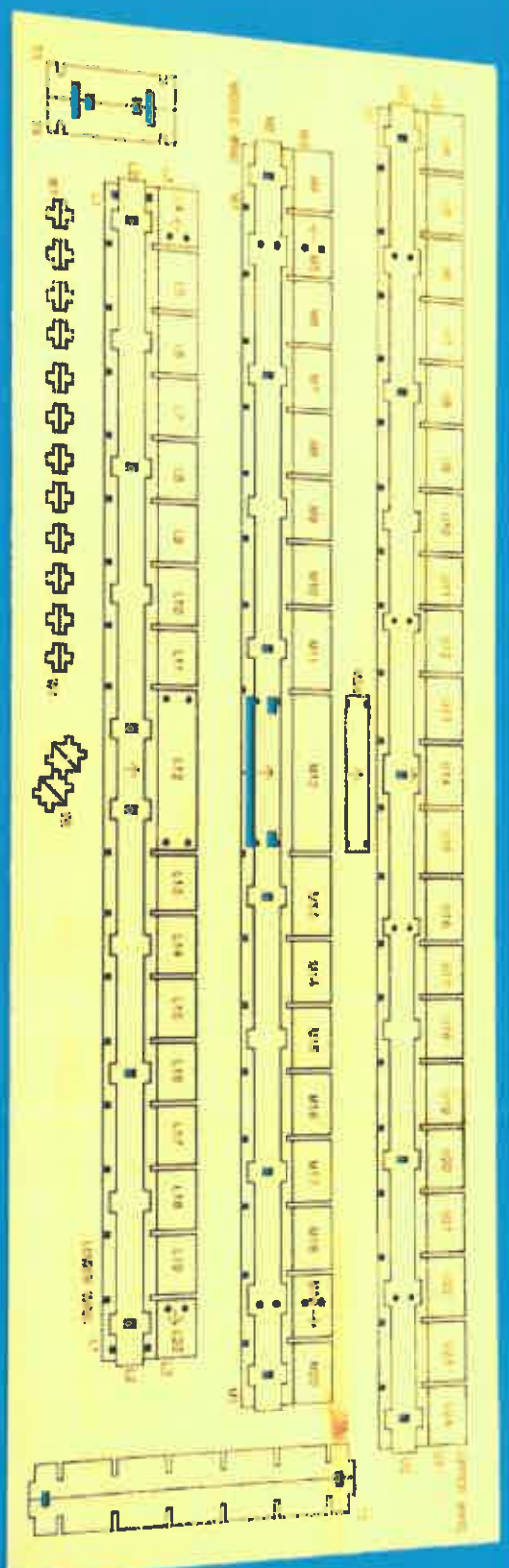
# Fokker Dr.3

The Red Baron's triplane

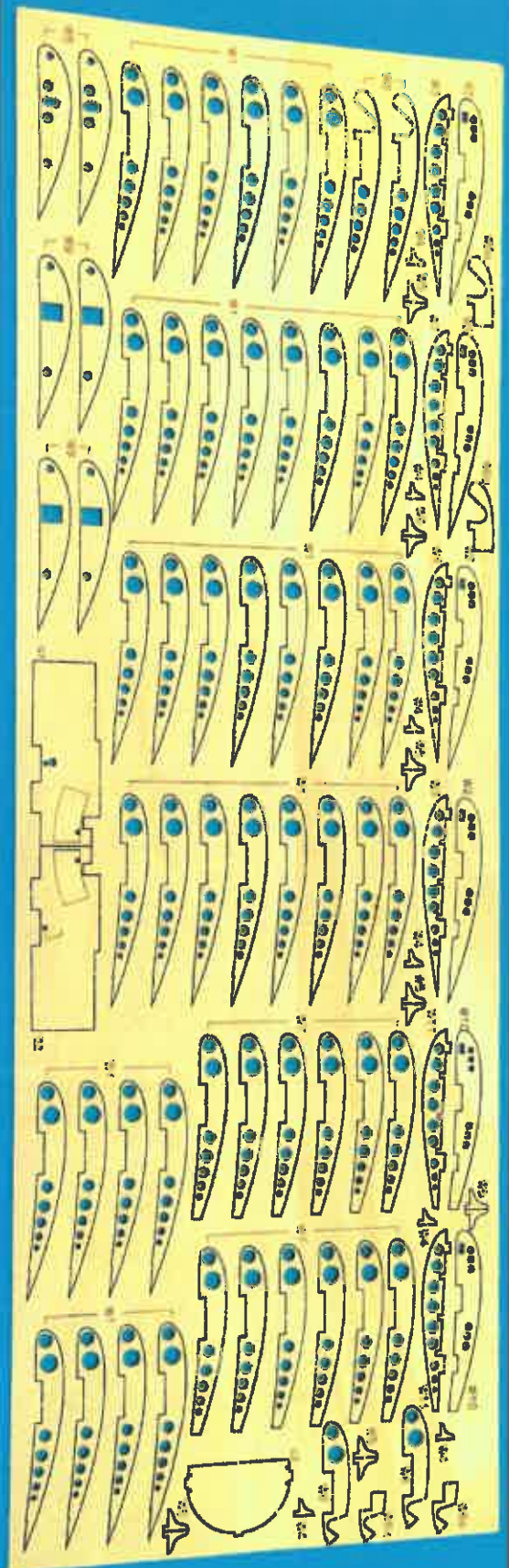


10

Ala inferior / Bottom wing / Aile inférieure / Untere Flügel / Ondervleugel / Ala inferiore / Нижнее крыло



151







# Fokker Dr.I

The Red Baron's triplane

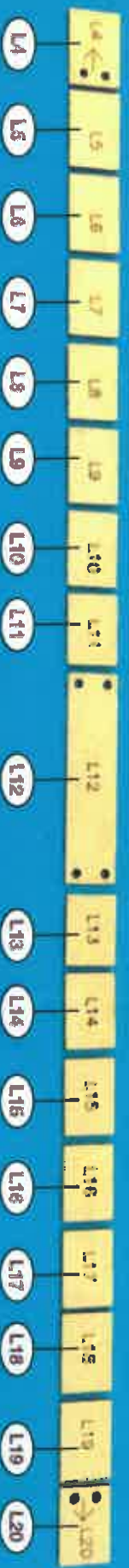
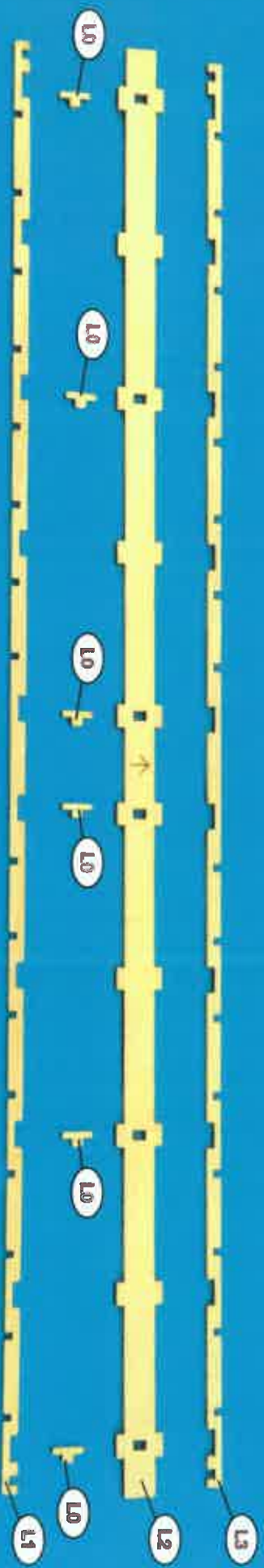
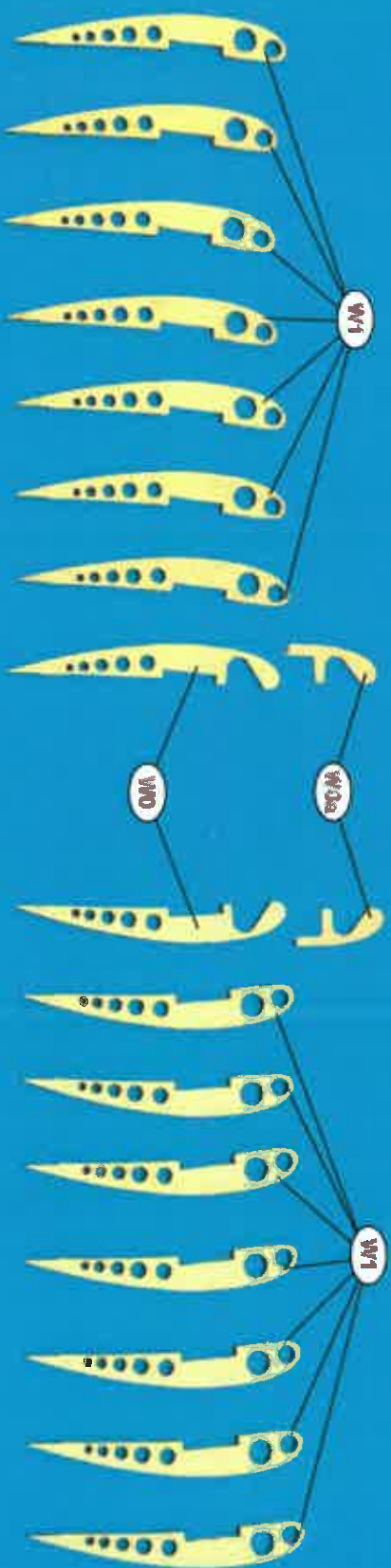


68

10

Ala inferior / Bottom wing / Aile inférieure / Untere Flügel / Ondervleugel / Ala inferiore / Нижнее крыло

152







# Fokker Dr.3

The Red Baron's triplane

Ala inferior / Bottom wing / Aile inférieure / Untere Flügel / Ondervleugel / Ala inferiore / Нижнее крыло



69

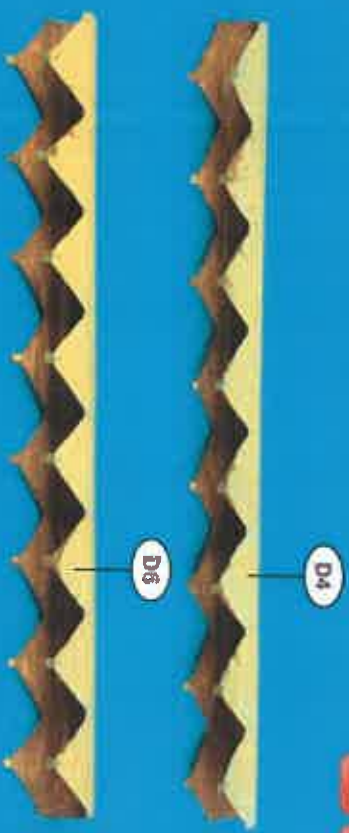
153



154



155





# Fokker Dr.I


The Red Baron's triplane

70

10

Ala inferior / Bottom wing / Aile inférieure / Untere Flügel / Ondervleugel / Ala inferiore / Нижнее крыло

156








# Fokker Dr.3

The Red Baron's triplane



71

Ala inferior / Bottom wing / Aile inférieure / Untere Flügel / Ondervleugel / Ala inferiore / Нижнее крыло


157



158



Artesaria Latina  
Ref. 27325





## The Red Baron's triplane

22

**Ala inferior / Bottom wing / Aile inférieure / Untere Flügel / Ondervleugel / Ala inferiore / Нижнее крыло**



418

A18

A18

A18

A-18

4







# Fokker Dr.3

The Red Baron's triplane




73

10

Ala inferior / Bottom wing / Aile inférieure / Untere Flügel / Ondervleugel / Ala inferiore / Нижнее крыло

160





## The Red Baron's triplane

**Ala media / Middle wing / Aile du milieu / Mittlere Flügel / Middervleugel / Ala centrale / Среднее крыло**



42



7







# Fokker Dr.I

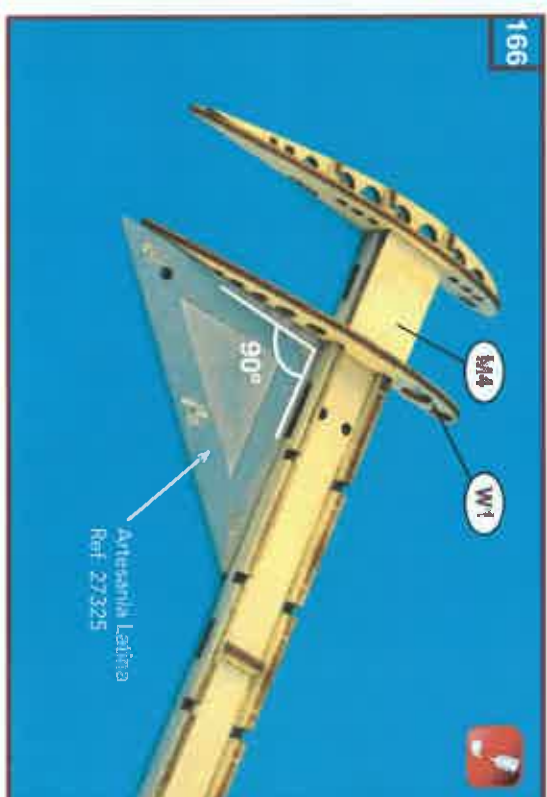

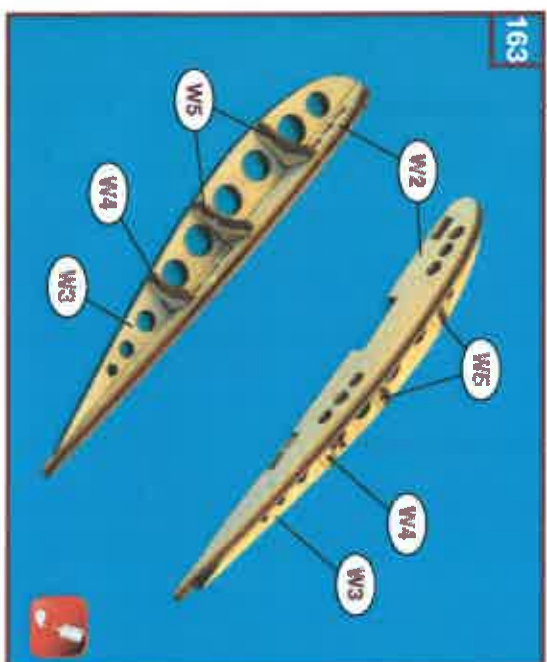
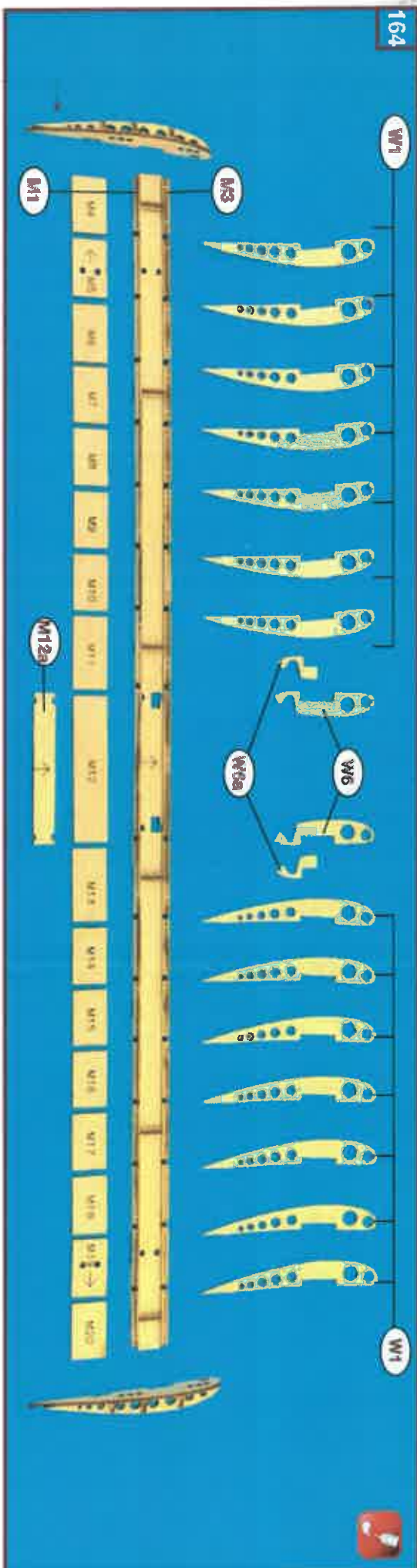
The Red Baron's triplane

11

Ala media / Middle wing / Aile du milieu / Mittlere Flügel / Middenvleugel / Ala centrale / Среднее крыло



75





# Fokker Dr.I


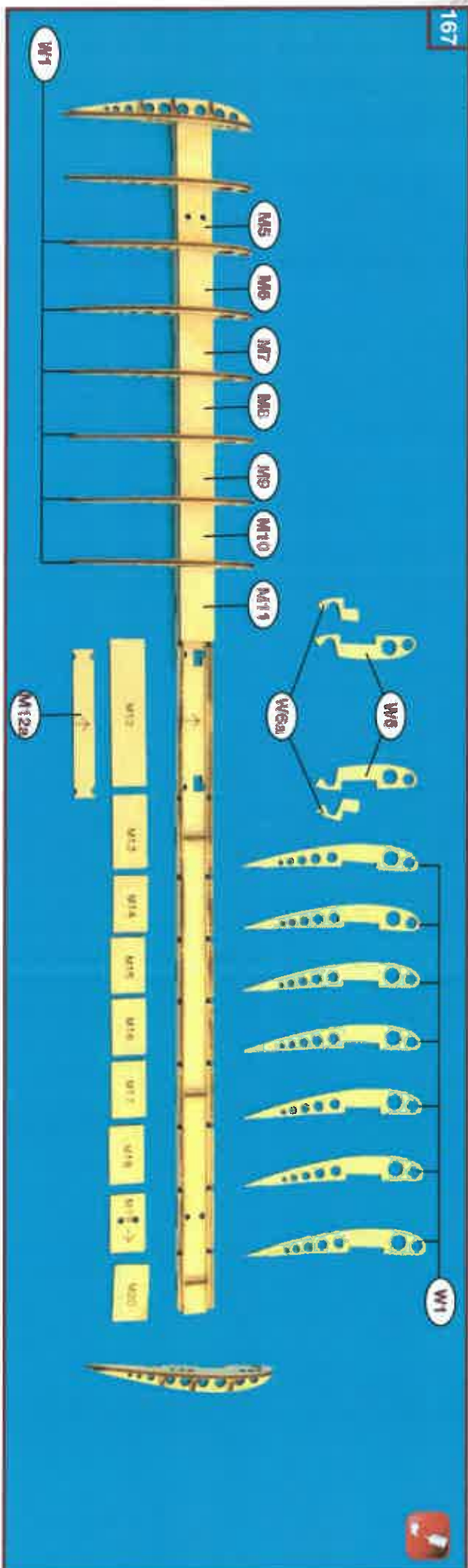
The Red Baron's triplane

11

Ala media / Middle wing / Aile du milieu / Mittlere Flügel / Middenvleugel / Ala centrale / Среднее крыло



76







# Fokker Dr.3

The Red Baron's triplane

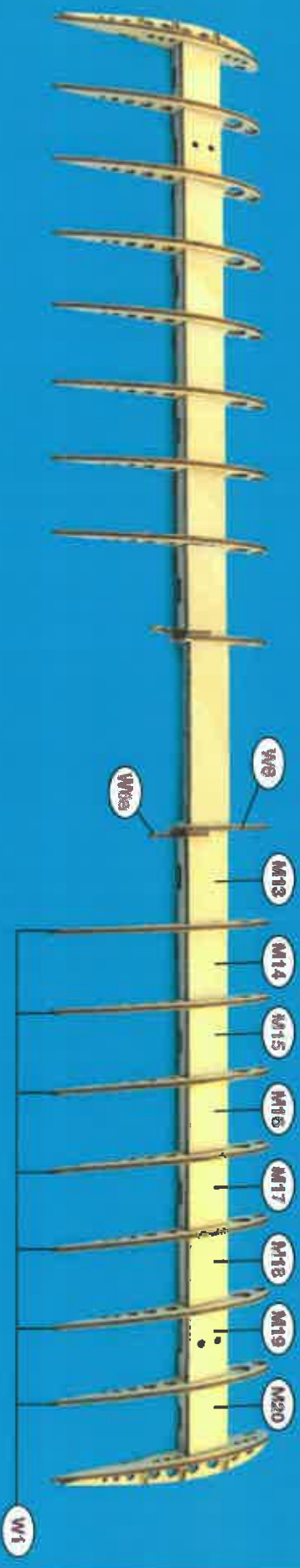
11

Ala media / Middle wing / Aile du milieu / Mittlere Flügel / Middenvleugel / Ala centrale / Среднее крыло




77

169



170





# Fokker Dr.I


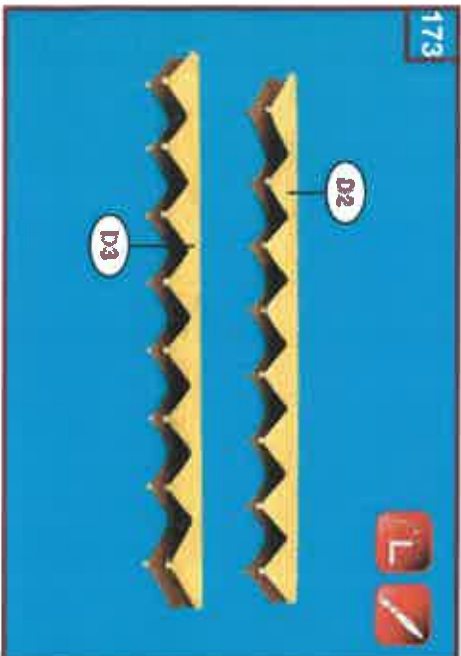
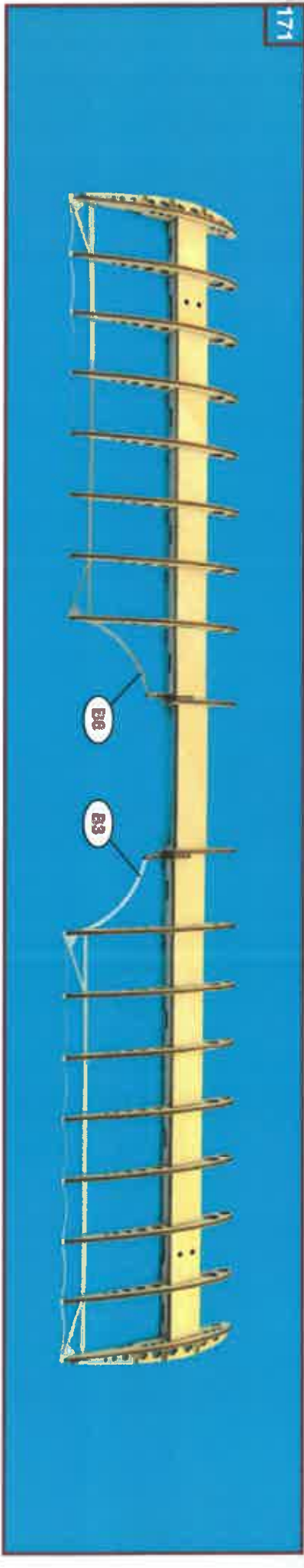
The Red Baron's triplane

11

Ala media / Middle wing / Aile du milieu / Mittlere Flügel / Middenvleugel / Ala centrale / Среднее крыло



78







# Fokker Dr.I


The Red Baron's triplane

79

11

Ala media / Middle wing / Aile du milieu / Mittlere Flügel / Middenvleugel / Ala centrale / Среднее крыло

175



176





# Fokker Dr.I

The Red Baron's triplane


11

Ala media / Middle wing / Aile du milieu / Mittlere Flügel / Middenvleugel / Ala  
centrale / Среднее крыло

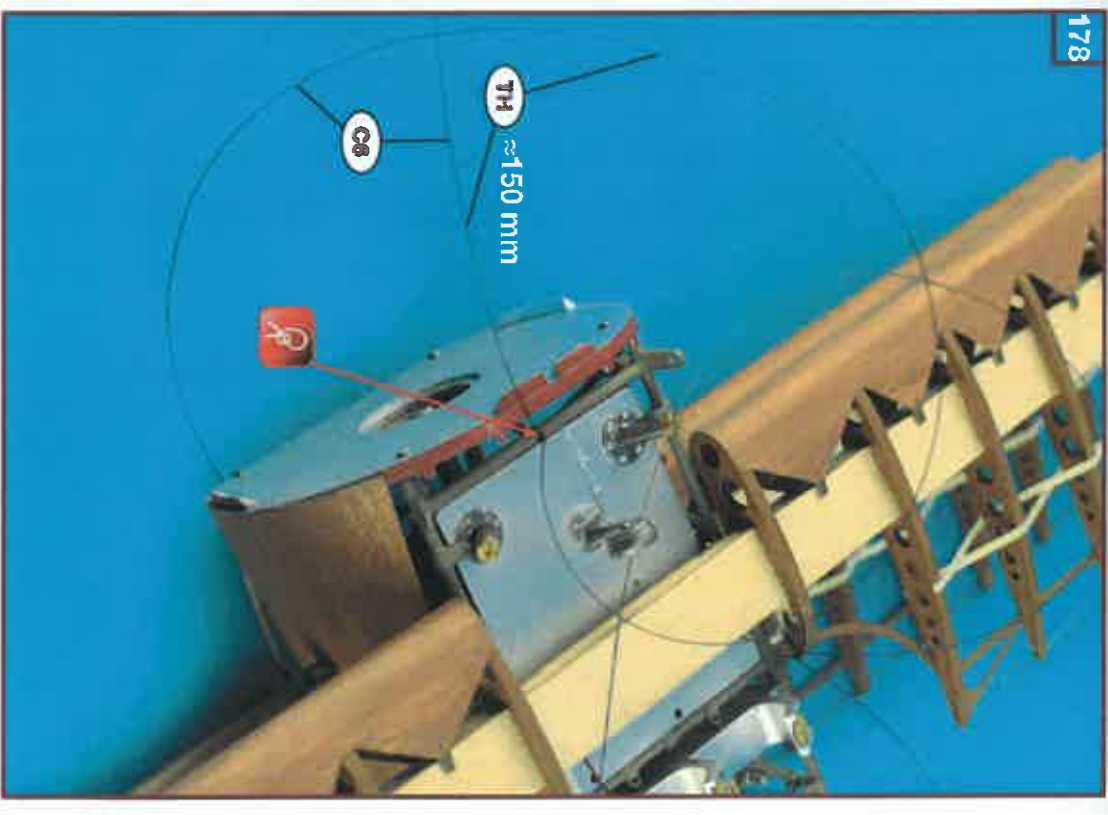


80

177



178







# Fokker Dr.I

The Red Baron's triplane


12

Paneles del fuselaje y montantes centrales / Structure panels and central wing supports / Montants des ailes /  
 Strukturträger und zentrale Traversen / Structuurpanelen en centrale traversen / Panneli strutturali e travì centrali / Панели  
 фюзеляжа и стойки крыла

179



180







# Fokker Dr.I

The Red Baron's triplane


12

Paneles del fuselaje y montantes centrales / Structure panels and central wing supports / Montants des ailes / Strukturpaneele und zentrale Traversen / Структурные и центральные брусья



82

181







# Fokker Dr.I

The Red Baron's triplane

12

Parasoles del fuselaje y montantes centrales / Structure panels and central wing supports / Montants des ailes /  
Strukturfelder und zentrale Traversen / Strukturpanelen en centrale traverses / Pannelli strutturali e travi centrali / Traversen  
дощки брзга и центри кривилас

182








12

Paneles del fuselaje y mortantes centrales / Structure panels and central wing supports / Mortants des ailes /  
Strukturfelder und zentrale Traversen / Strukturpanelen en centrale traverses / Pannelli strutturali e travi centrali / Таври  
фюзеляжа и стоек

183





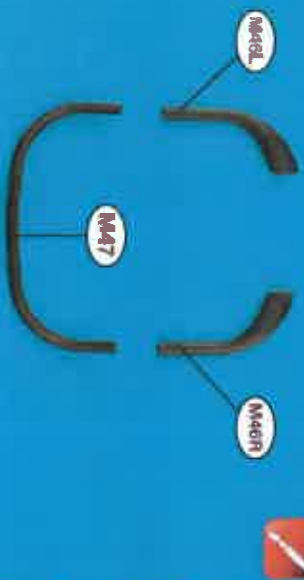


## The Red Baron's triplane

**Финансирование и источники кредитов**



184







# Fokker Dr.I

The Red Baron's triplane



86


13

Armetralladoras / machine guns / Mitrailleuses / Maschinengewehre / Machine  
geweren / Митраги́atrici / Тъннеметы

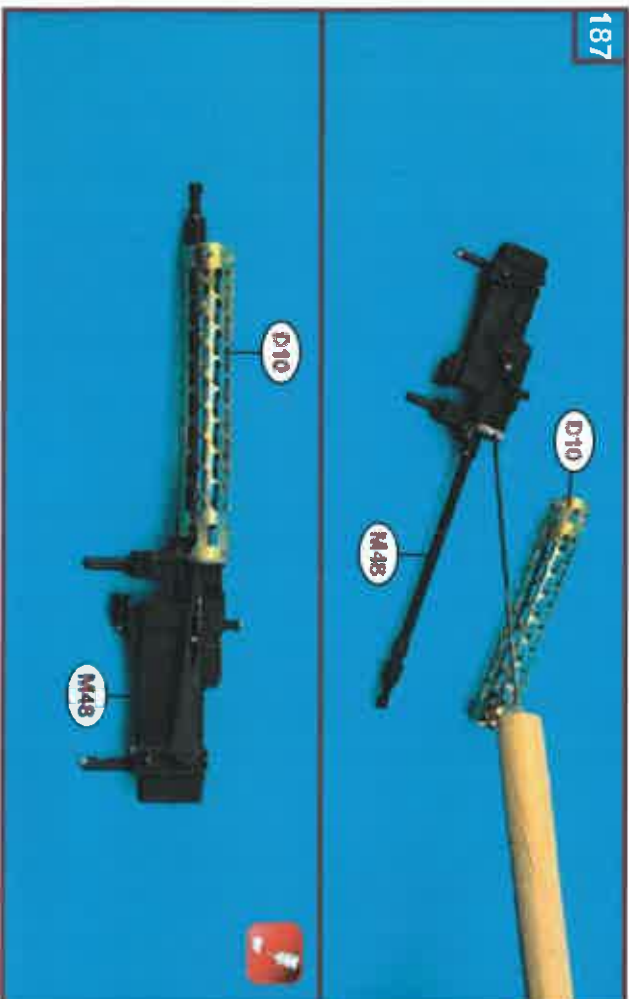
185




186



187



188







# Fokker Dr.I

The Red Baron's triplane

13

Armetralladoras / machine guns / Mitralleuses / Maschinengewehre / Machine  
geweren / Mitragliatrici / Пулеметы



87

189


D5

D5



D5

D5



190



191




193



M49

192



M50







# Fokker Dr.I


The Red Baron's triplane




13

Ametralladoras / machine guns / Mitralleuses / Maschinengewehre / Machine  
geweren / Митраги́йские / Тирновые


194



195



196







# Fokker Dr.3

The Red Baron's triplane

14

Ala superior / Upper Wing / Aile supérieure / Obere Flügel / Bovenste vleugel /  
Ala superiore / Верхнее крыло



89



197

W7

W7

W7

#7





# Fokker Dr.I

The Red Baron's triplane

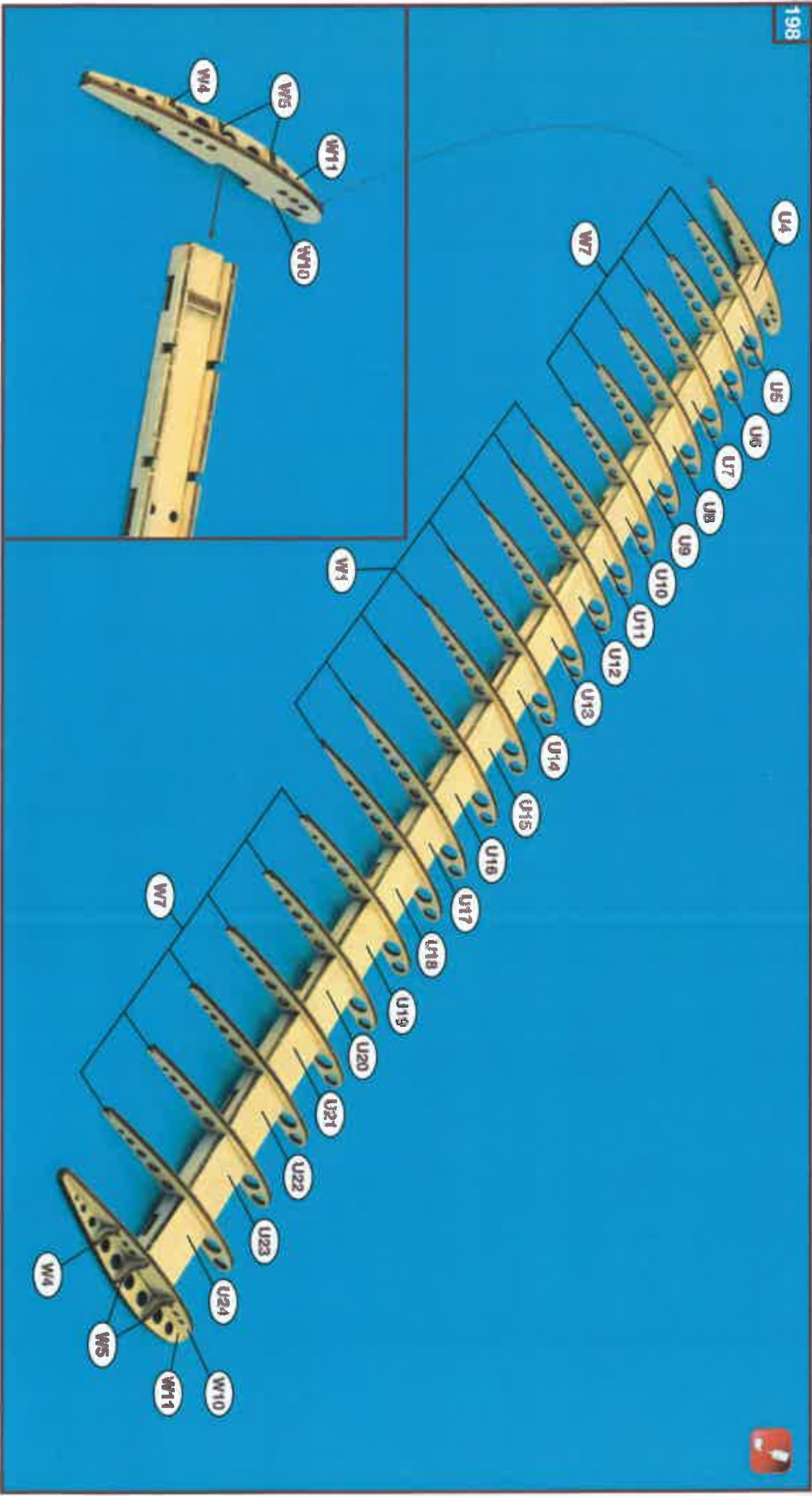
14

Ala superior / Upper Wing / Aile supérieure / Obere Flügel / Bovenste vleugel /  
Ala superiore / Верхнее крыло



90

198







# Fokker Dr.1

The Red Baron's triplane




91




14


Ala superior / Upper Wing / Aile supérieure / Obere Flügel / Bovenste vleugel /  
Ala superiore / Верхнее крыло



199




A16



200

\* = 0.5 x 2 mm



201



A28

A28



# Fokker Dr.3

The Red Baron's triplane

92

14

Ala superior / Upper Wing / Aile supérieure / Obere Flügel / Bovenste vleugel /  
Ala superiore / Верхнее крыло

202

D7

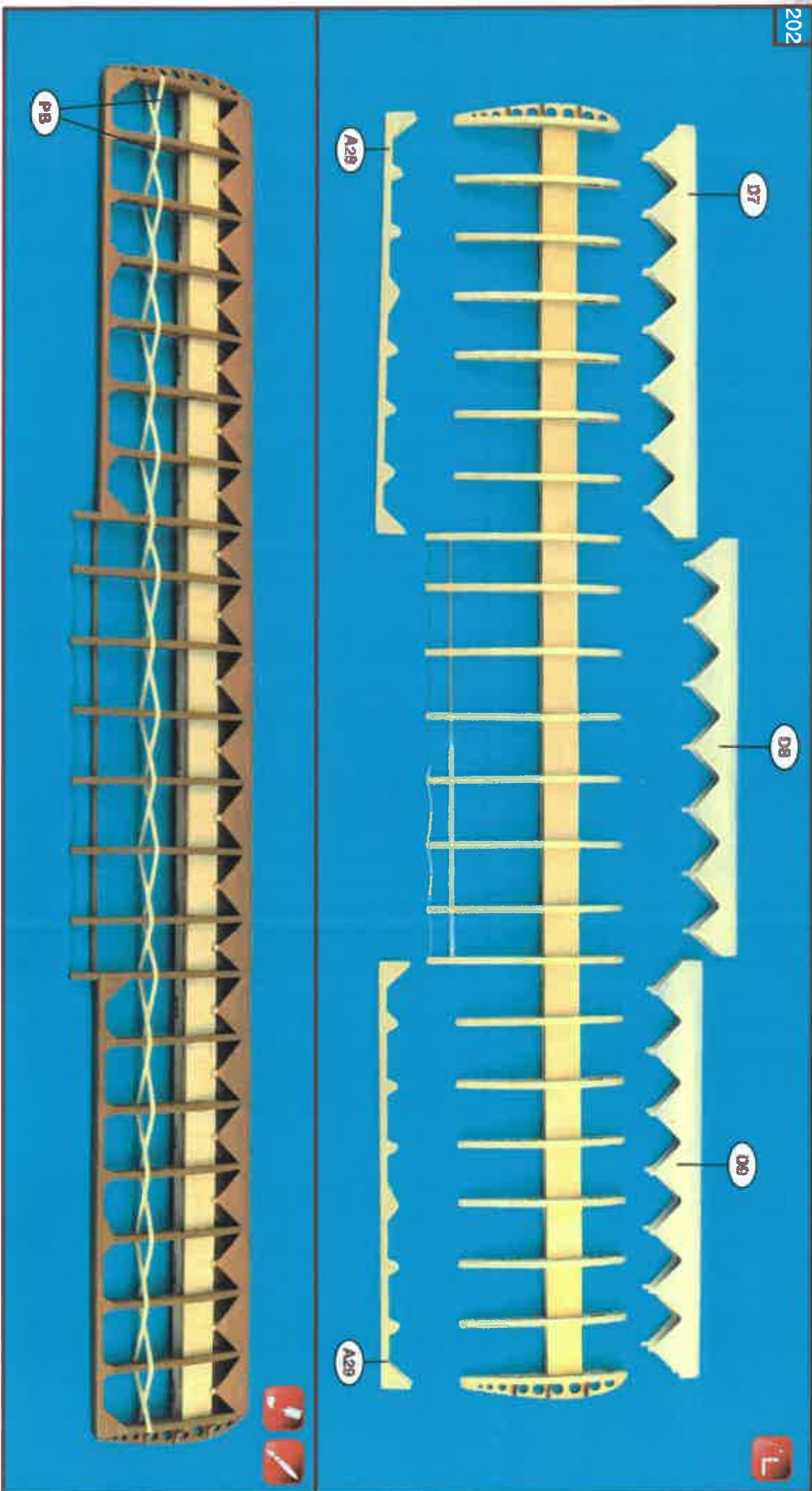
D8

D9

A28

A29

P8







# Fokker Dr.1



The Red Baron's triplane



14

Ala superior / Upper Wing / Aile supérieure / Obere Flügel / Bovenste vleugel /  
Ala superiore / Верхнее крыло

93





# Fokker Dr.I

The Red Baron's triplane

14

Ala superior / Upper Wing / Aile supérieure / Obere Flügel / Bovenste vleugel /  
Ala superiore / Верхнее крыло



94

206



207







# Fokker Dr.I

The Red Baron's triplane

95

14

Ala superior / Upper Wing / Aile supérieure / Obere Flügel / Bovenste vleugel /  
Ala superiore / Верхнее крыло

208








# Fokker Dr.3

The Red Baron's triplane

14

Ala superior / Upper Wing / Aile supérieure / Obere Flügel / Bovenste vleugel /  
 Ala superiore / Верхнее крыло

209



210





# Fokker Dr.3


The Red Baron's triplane

97

14

Ala superior / Upper Wing / Aile supérieure / Obere Flügel / Bovenste vleugel /  
Ала superiore / Верхнее крыло

209



R/A

A18



**Ala superior / Upper Wing / Aile supérieure / Obere Flügel / Bovenste vleugel /  
Ala superiore / Верхнее крыло**

## The Red Baron's triplane

68



1



A7



4



A27 x2




A7



214



1







# Fokker Dr.I


The Red Baron's triplane

99

14

Ala superior / Upper Wing / Aile supérieure / Obere Flügel / Bovenste vleugel /  
Ala superiore / Верхнее крыло

216



R/L



# Fokker Dr.3

The Red Baron's triplane



100



14

Ala superior / Upper Wing / Aile supérieure / Obere Flügel / Bovenste vleugel /  
Ала superiore / Верхнее крыло

217







# Fokker Dr.3

The Red Baron's triplane




101



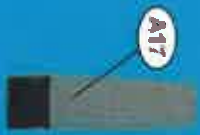
15

Tren de aterrizaje y panel inferior / Landing gear and bottom panel / Train d'atterrissage / Fahrwerk und Bodenplatte / Landingsgestel en bodenpaneel / Carrello di atterraggio e pannello inferior / Liaison

218



219



220





# Fokker Dr.I

The Red Baron's triplane


15

Tren de aterrizaje y panel inferior / Landing gear and bottom panel / Train d'atterrissage / Fahrwerk und Bodenplatte / Landingsgestel en bodenpaneel / Carrello di atterraggio e



102


221



Bamboo  
Ø 2x150 mm



222



BR Ø 1x8 mm | 4pcs



M51

223



M51



M51

M52





# Fokker Dr.I

The Red Baron's triplane



15

Tren de aterrizaje y panel inferior / Landing gear and bottom panel / Train d'atterrissage / Fahrwerk und Bodenplatte / Landingsgestel en bodenpaneel / Carrello di atterraggio e pannello inferior / Wlaczon



103

223

M51

M51

M52

M51

M52

224

WB

WB

WB

225





# Fokker Dr.I


The Red Baron's triplane



15

Tren de aterrizaje y panel inferior / Landing gear and bottom panel / Train d'atterrissage / Fahrwerk und Bodenplatte / Landingsgestel en bodenpaneel / Carrello di atterraggio e pannello inferior / Lliacca


226



227



228







# Fokker Dr.I

The Red Baron's triplane



105



15


Tren de aterrizaje y panel inferior / Landing gear and bottom panel / Train d'atterrissage / Fahrwerk und Bodenplatte / Landingsgestel en bodempaneel / Carrello di atterraggio e pannello inferior / Шасси

229



B7

230




B7

L



231



FS 11136

FS 34226

L



# Fokker Dr.I

The Red Baron's triplane



106




15

Tren de aterrizaje y panel inferior / Landing gear and bottom panel / Train d'atterrissage / Fahrwerk und Bodenplatte / Landingsgestel en bodenpaneel / Carrello di atterraggio e pannello inferior / Lliacch

232




233



B7



B7



B7








15

Tren de aterrizaje y panel inferior / Landing gear and bottom panel / Train d'atterrissage / Fahrwerk und Bodenplatte / Landingsgestel en bodenpaneel / Carrello di atterraggio e

The Red Baron's triplane

# Fokker Dr.I

107





# Fokker Dr.I

The Red Baron's triplane





15

Tren de aterrizaje y panel inferior / Landing gear and bottom panel / Train d'atterrissage / Fahrwerk und Bodenplatte / Landingsgestel en bodemplaat / Carrello di atterraggio e



108







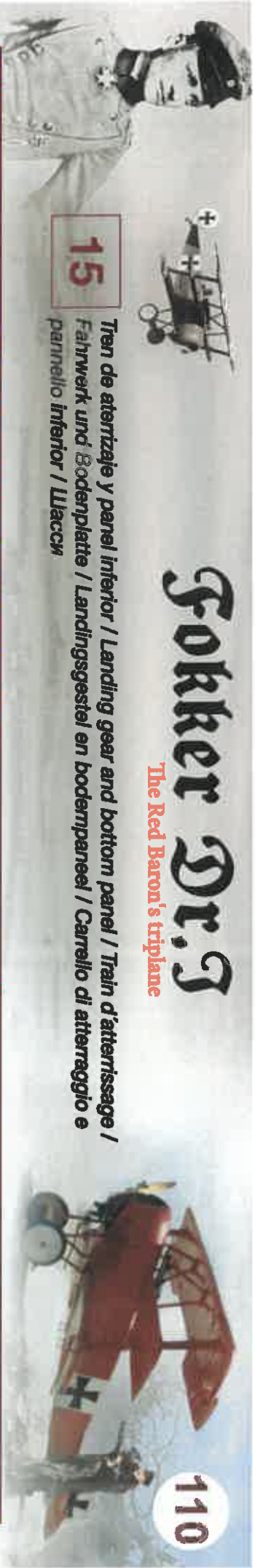
# Fokker Dr.3

The Red Baron's triplane

15

Tren de aterrizaje y panel inferior / Landing gear and bottom panel / Train d'atterrissage / Fahrwerk und Bodenplatte / Landingsgestel en bodempaneel / Carrello di atterraggio e





# Fokker Dr.I

The Red Baron's triplane


110

15


Tren de aterrizaje y panel inferior / Landing gear and bottom panel / Train d'atterrissage / Fahrwerk und Bodenplatte / Landingsgestel en bodenpaneel / Carrello di atterraggio e pannello inferior / Liacchi

247

815



815







# Fokker Dr.I

The Red Baron's triplane


15

Tren de aterrizaje y panel inferior / Landing gear and bottom panel / Train d'atterrissage / Fahrwerk und Bodenplatte / Landingsgestel en bodenpaneel / Carrello di atterraggio e pannello inferior / Llacca



111

248





# Fokker Dr.I

The Red Baron's triplane

16

Patines de cola y de las alas / Tail wheel and wing brackets / Patins de queue et des ailes / Heckrad und Flügelhalter / Staartwiel en vleugelbeugels / Ruota di coda e staffe dell'ala / Хвостовой костыль и скобы крыльев



112


249



250



251



252



BR Ø 0,5 mm —






# Fokker Dr.I

The Red Baron's triplane

16

Patines de cola y de las alas / Tail wheel and wing brackets / Patins de queue et des ailes / Heckrad und Flügelhalter / Staartwiel en vleugelbeugels / Ruota di coda e staffe dell'ala / Хвостовой костыль и скобы крыльев

253





# Fokker Dr.I

The Red Baron's triplane




114



16

Patins de cola y de las alas / Tail wheel and wing brackets / Patins de queue et des ailes / Heckrad und Flügelhalter / Staartwiel en vleugelbeugels / Ruota di coda e staffe dell'ala / Хвостовой костыль и скобы крыльев



254

M57

R x2



255

M57

M57



M57



M57





17

Motor / Engine / Moteur / Motor / Motore / Двигатель

# Fokker Dr.3

The Red Baron's triplane



115

256



#9





# Fokker Dr.I

The Red Baron's triplane

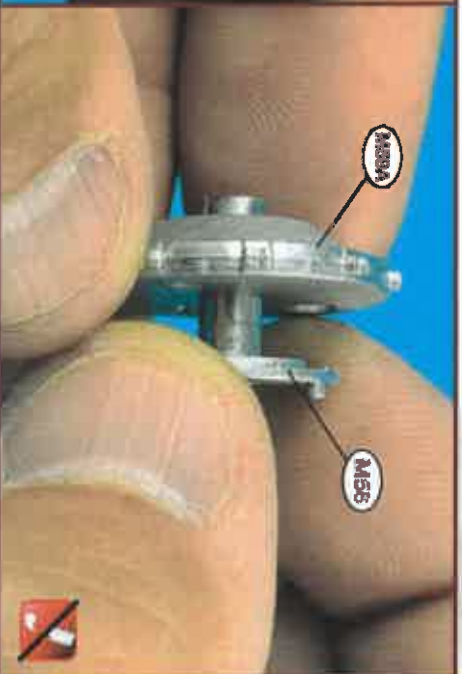
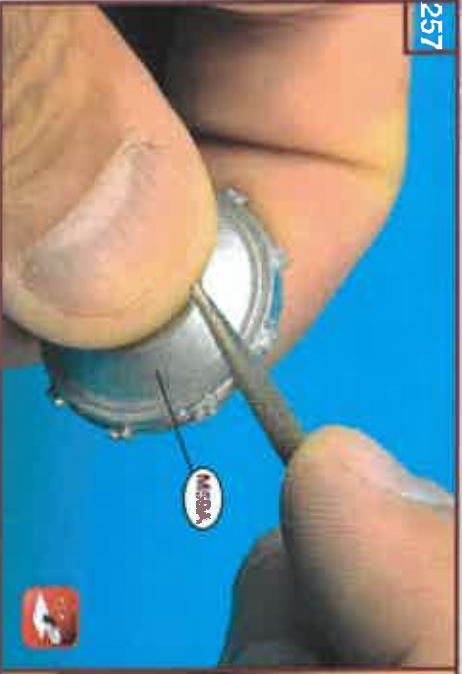


116

17

Motor / Engine / Moteur / Motor / Motore / Двигатель


257



258



259







17

Motor / Engine / Moteur / Motor / Motore / Двигатель

# Fokker Dr.I

The Red Baron's triplane



117

260



261



262



263



264





# Fokker Dr.I


The Red Baron's triplane

118

17

Motor / Engine / Moteur / Motor / Motor / Motore / Двигатель

265



266



R x9






# Fokker Dr.I

The Red Baron's triplane

17

Motor / Engine / Moteur / Motor / Motor / Motore / Двигатель

119



267



268



x9




# Fokker Dr.I

The Red Baron's triplane

17

Motor / Engine / Moteur / Motor / Motor / Motore / Двигатель








# Fokker Dr.I

The Red Baron's triplane

17

Motor / Engine / Moteur / Motor / Motor / Motore / Двигатель

272



R x9



# Fokker Dr.I

The Red Baron's triplane


122



17

Motor / Engine / Moteur / Motor / Motor / Motore / Двигатель

273



274







# Fokker Dr.3

The Red Baron's triplane



123

17

Motor / Engine / Moteur / Motor / Motore / Двигатель







# Fokker Dr.I

The Red Baron's triplane




124

17

Motor / Engine / Moteur / Motor / Motor / Motore / Двигатель

278



#9





# Fokker Dr.I

The Red Baron's triplane

125



18

Cubierta del motor / Cowling / Capot du moteur / Motorhaube / Motorkap /  
Cuffia / Канот ДВИГАТЕЛЯ

279



M67

FS 11136



M67

FS 11136






# Fokker Dr.I

The Red Baron's triplane



126




18

Cubierta del motor / Cowling / Capot du moteur / Motorhaube / Motorkap /  
Cuffia / Канот двигателя



280



281

PS





# Fokker Dr.I

The Red Baron's triplane


127



19

Hélice / Propeller / Hélice / Propeller / Propeller / Elica / Пропеллер

282



#10



# Fokker Dr.I

The Red Baron's triplane



19

Helice / Propeller / Hélice / Propeller / Propeller / Elica / Пропеллер



128

283







# Fokker Dr.I

The Red Baron's triplane

19


Helice / Propeller / Helice / Propeller / Propeller / Elica / Προπελνρηρ



129



#10



285



# Fokker Dr.I

The Red Baron's triplane



130

19

Helice / Propeller / Helice / Propeller / Propeller / Elica / Пропеллер

286



287





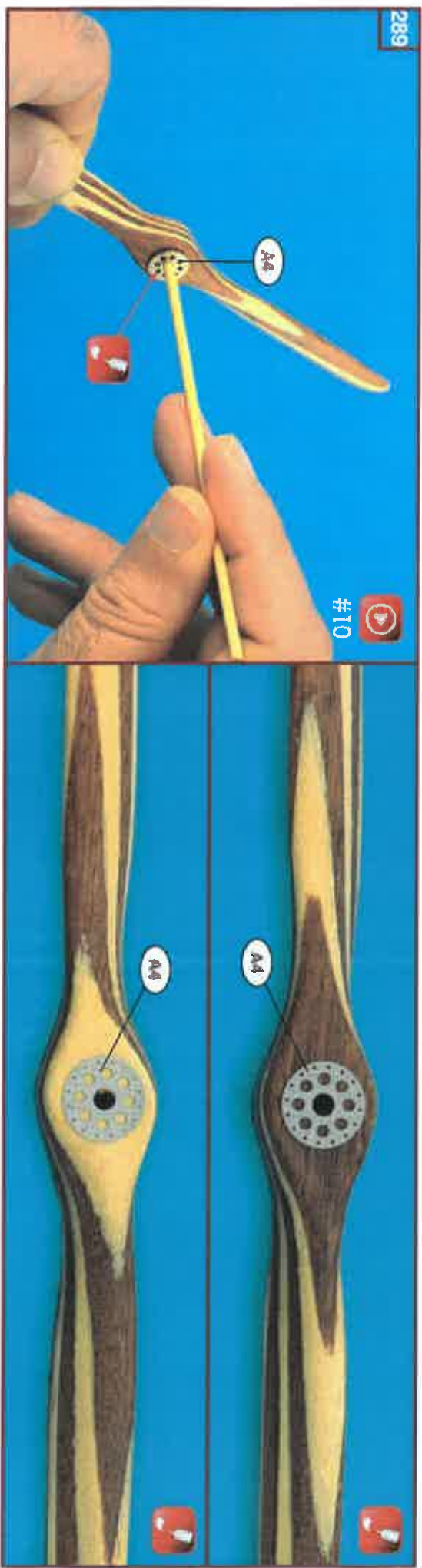



# Fokker Dr.I

The Red Baron's triplane

19

Hélice / Propeller / Hélice / Propeller / Propeller / Elica / Пропеллер





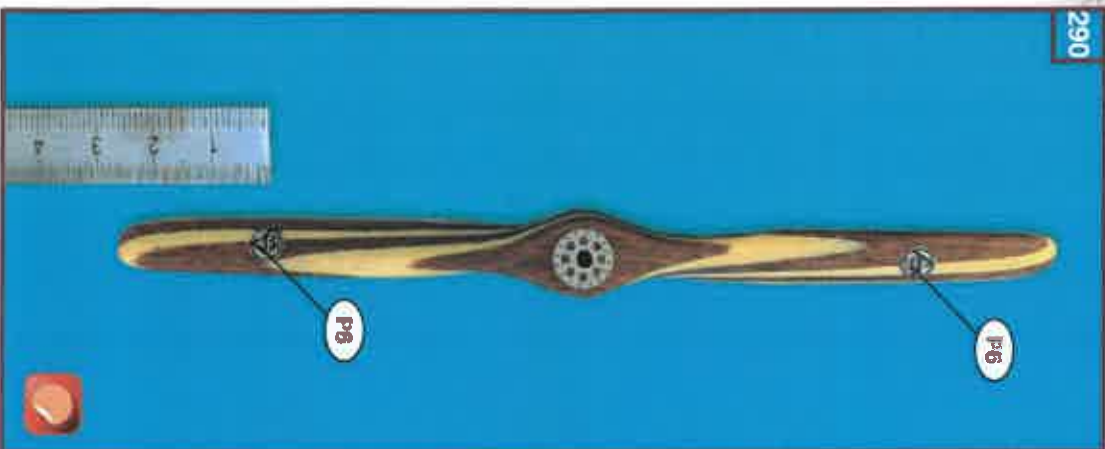
# Fokker Dr.I

The Red Baron's triplane

132

19

Helice / Propeller / Helice / Propeller / Propeller / Elica / Propeller







# Fokker Dr.I

The Red Baron's triplane

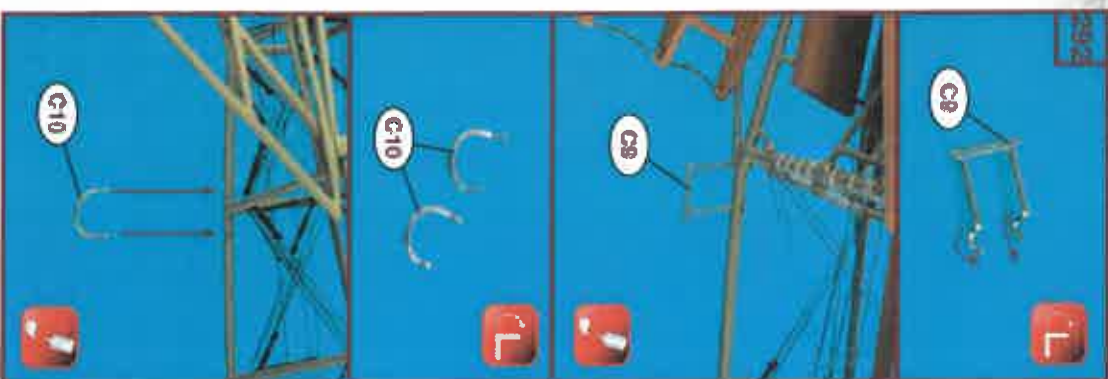
20

Enhora buena! / Congratulations! / Félicitations! / Herzliche Glückwünsche! /  
Gefeliciteerd! / Congratulazioni! / Parabéns / Мои поздравления!




133

292



293





# Fokker Dr.3

The Red Baron's triplane

21

Peana de exposición / Acrylic exhibition base / Socle en métaacrylate / Acryl-  
Ständer / Acryl tentoonstelling basis / Basetta, di sostegno / Acryl-  
подставка для модели

294



134



#11